

NOTES:

1. SUBSTRATE  
UV GRADE FUSED SILICA
2. SURFACE S2 TO BE PARALLEL WITH SURFACE S1 TO WITHIN 5 ARCSEC
3. COATING (APPLY ACROSS COATING APERTURE)

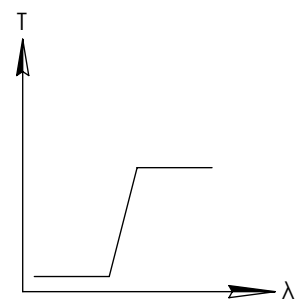
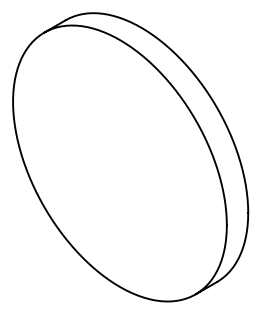
PERFORMANCE SPECIFICATIONS @ 0° AOI  
T(AVG): >85% FROM 830 - 2000nm  
T(AVG): < 1% FROM 600 - 760nm  
T(ABS): = 50% 800nm @ 45° AOI

S1: MULTILAYER DIELECTRIC COATING  
S2: SINGLE LAYER MgF2

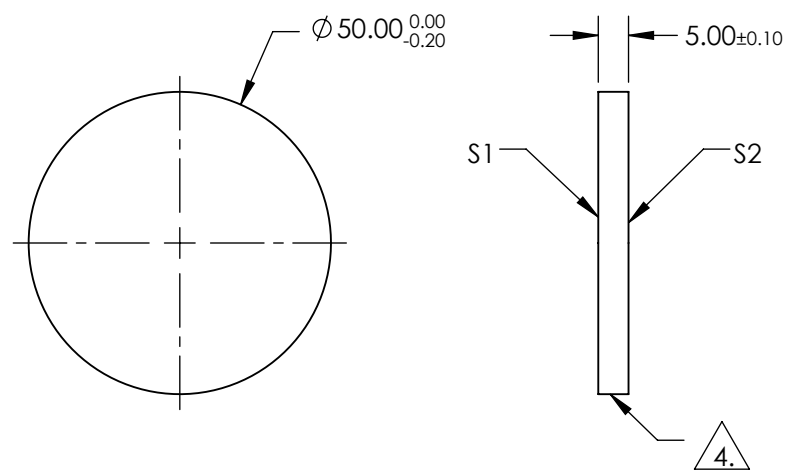
4. FINE GRIND SURFACE

5. TRANSMITTED WAVEFRONT DISTORTION RMS@ 632.8nm ≤ ¼ WAVE
6. ROHS COMPLIANT

**FOR INFORMATION ONLY:  
DO NOT MANUFACTURE  
PARTS TO THIS DRAWING**



LONGPASS FILTER



SPECIFICATIONS SUBJECT TO CHANGE WITHOUT NOTICE  
DIMENSIONS ARE FOR REFERENCE ONLY

	S1	S2
SHAPE	PLANO	PLANO
SURFACE QUALITY	40-20	40-20
CLEAR APERTURE	80%	80%
COATING APERTURE	Ø40.00	Ø40.00
BEVEL	PROTECTIVE AS NEEDED	PROTECTIVE AS NEEDED

**Edmund Optics®**



ALL DIMS IN mm

TITLE	OD2, Ø50mm, 800nm LONGPASS FILTER		
DWG NO	64705	SHEET 1 OF 1	