

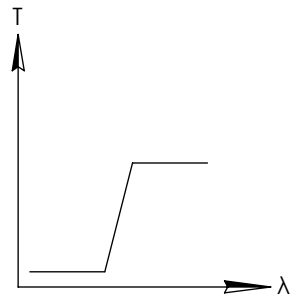
NOTES:

1. SUBSTRATE
2. SURFACE S2 TO BE PARALLEL WITH SURFACE S1 TO WITHIN 5 arcsec
3. COATING (APPLY ACROSS COATING APERTURE)
ENVIRONMENTAL DURABILITY:
PHYSICAL DURABILITY:
PERFORMANCE SPECIFICATIONS:
T(avg): >85% FROM 780 - 1600nm FOR RANDOM POLARIZATION @ 45° AOI
T(abs): >80% FROM 780 - 1600nm FOR ALL POLARIZATIONS @ 45° AOI
R(avg): >97% FROM 565 - 715nm FOR RANDOM POLARIZATION @ 45° AOI
R(abs): >95% FROM 565 - 715nm FOR ALL POLARIZATIONS @ 45° AOI
T(abs): = 50% 750nm @ 45° AOI

S1: HARD COATED
S2: SINGLE LAYER MgF2

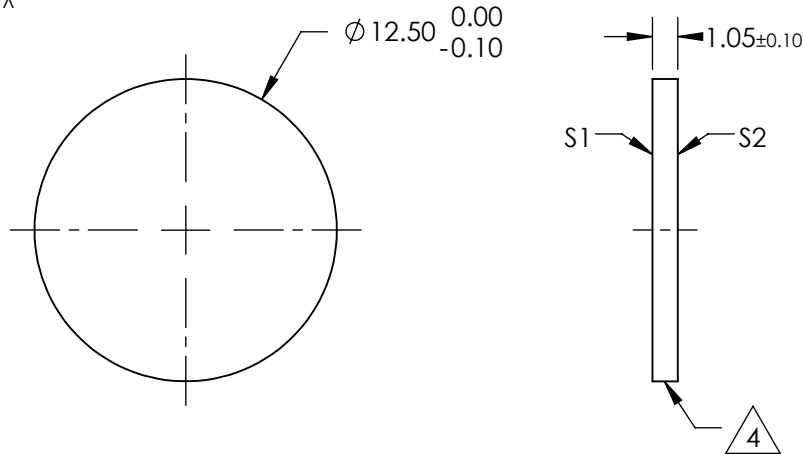
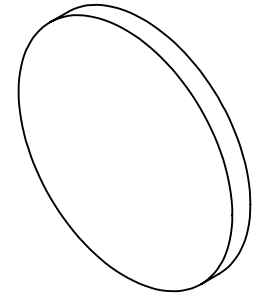
4. FINE GRIND SURFACE

5. POWER, IRREGULARITY, AND SURFACE QUALITY SPECIFICATIONS
APPLY ACROSS CLEAR APERTURE
6. TRANSMITTED WAVEFRONT DISTORTION RMS@ 632.8nm $\leq \frac{1}{4} \lambda$
7. ROHS COMPLIANT



LONGPASS FILTER

**FOR INFORMATION ONLY:
DO NOT MANUFACTURE
PARTS TO THIS DRAWING**

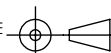


SPECIFICATIONS SUBJECT TO CHANGE WITHOUT NOTICE
DIMENSIONS ARE FOR REFERENCE ONLY

	S1	S2
SHAPE	PLANO	PLANO
SURFACE QUALITY	60-40	60-40
CLEAR APERTURE	Ø11.00	Ø11.00
COATING APERTURE	Ø11.00	Ø11.00
BEVEL	PROTECTIVE AS NEEDED	PROTECTIVE AS NEEDED

EO® **Edmund Optics**®

THIRD ANGLE
PROJECTION



ALL DIMS IN

mm

TITLE

Ø12.5mm, 750nm DICHROIC LONGPASS
FILTER

DWG NO

69871

SHEET
1 OF 1