

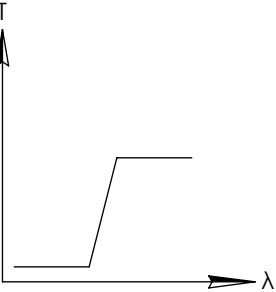
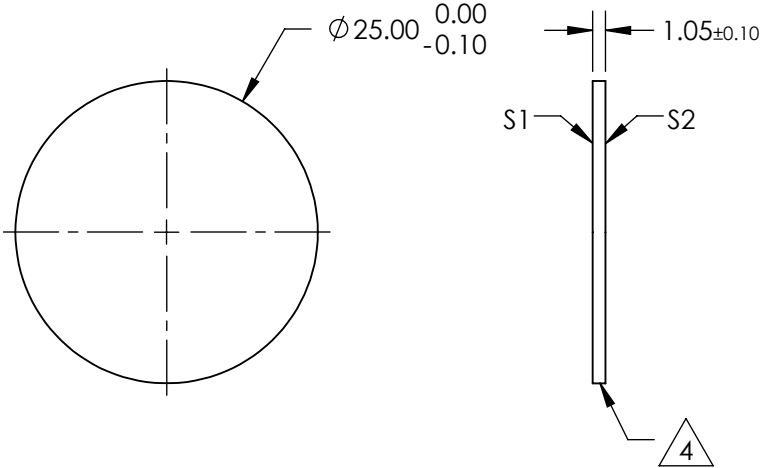
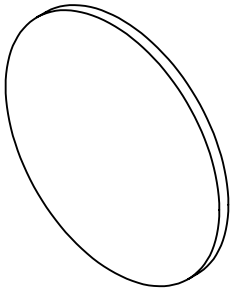
**FOR INFORMATION ONLY:
DO NOT MANUFACTURE
PARTS TO THIS DRAWING**

NOTES:

1. SUBSTRATE
 2. SURFACE S2 TO BE PARALLEL WITH SURFACE S1 TO WITHIN 5 arcsec
 3. COATING (APPLY ACROSS COATING APERTURE)
ENVIRONMENTAL DURABILITY:
PHYSICAL DURABILITY:
PERFORMANCE SPECIFICATIONS:
T(avg): >85% FROM 725 - 1600nm FOR RANDOM POLARIZATION @ 45° AOI
T(abs): >80% FROM 725 - 1600nm FOR ALL POLARIZATIONS @ 45° AOI
R(avg): >97% FROM 535 - 660nm FOR RANDOM POLARIZATION @ 45° AOI
R(abs): >95% FROM 535 - 660nm FOR ALL POLARIZATIONS @ 45° AOI
T(abs): = 50% 700nm @ 45° AOI
- S1: HARD COATED
S2: SINGLE LAYER MgF2

4. FINE GRIND SURFACE

5. POWER, IRREGULARITY, AND SURFACE QUALITY SPECIFICATIONS
APPLY ACROSS CLEAR APERTURE
6. TRANSMITTED WAVEFRONT DISTORTION RMS@ 632.8nm $\leq \frac{1}{4} \lambda$
7. ROHS COMPLIANT



LONGPASS FILTER

SPECIFICATIONS SUBJECT TO CHANGE WITHOUT NOTICE
DIMENSIONS ARE FOR REFERENCE ONLY

	S1	S2
SHAPE	PLANO	PLANO
SURFACE QUALITY	60-40	60-40
CLEAR APERTURE	Ø22.00	Ø22.00
BEVEL	PROTECTIVE AS NEEDED	PROTECTIVE AS NEEDED

THIRD ANGLE PROJECTION		Edmund Optics®	
ALL DIMS IN mm		TITLE	Ø25mm, 700nm DICHROIC LONGPASS FILTER
		DWG NO	69892
		SHEET 1 OF 1	