

TECHSPEC® 0.20X SilverTL™ Telecentric Lens



0.20X Magnification



Stock **#63-073** **16 In Stock**

1 **C\$1,813⁰⁰**

ADD TO CART

Volume Pricing

Qty 1+	C\$1,813.00 each
Need More?	Request Quote

Product Downloads

General

SilverTL™ Series **Product Family:**

Stock No. of Mounting Clamp:
[#56-871](#) Sold Separately

Telecentric Lens **Type:**

Physical & Mechanical Properties

Variable	Iris Option:
188.00	Length (mm):
188.00	Length excluding Threads (mm):
60.00	Maximum Diameter (mm):
346	Weight (g):
Anodized Aluminum	Construction:

Optical Properties

35.9mm	Horizontal Field of View, 1/1.8" Sensor:
32mm	Horizontal Field of View, 1/2" Sensor:
24mm	Horizontal Field of View, 1/3" Sensor:
9.00	Maximum Image Circle (mm):
0.016	Numerical Aperture NA, Object Side:
±3	Working Distance Tolerance (mm):
>40% @ 40 lp/mm	Resolution, Image Space MTF @ f/10:
6 (5)	Number of Elements (Groups):
<0.055	Typical Telecentricity @ 588nm (°):
<0.150	Typical Distortion @ 588nm (%):
0.2X	Primary Magnification PMAG:
0.20	Telecentric Lens Magnification:
164.00	Working Distance (mm):
36.0 x 27.0	FOV @ Max Sensor Format, H x V (mm):
f/6 - f/22	Aperture (f/#):
425 - 675nm BBAR	Coating:
±12.9 at f/10 (20% @ 20 lp/mm)	Depth of Field (mm):
0.2X	Magnification:
VS	Lens Wavelength Range:

Sensor

1/1.8"	Maximum Sensor Format:
2.74	Pixel Size (µm):

Threading & Mounting

M58 x 0.75 (Female)	Filter Thread:
C-Mount	Mount:

Regulatory Compliance

Compliant	RoHS 2015:
View	Certificate of Conformance:
Compliant	REACH 241:

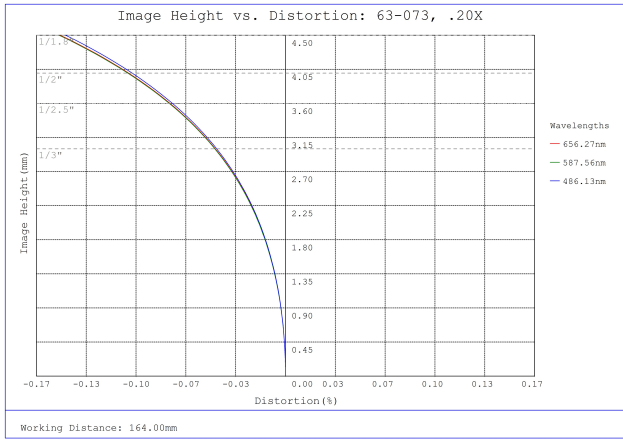
Product Details

- High Resolution f/6 Bi-Telecentric Lens with Inline Illumination Options
- Up to 7.5 MegaPixels, 2.8µm Pixel Size Sensors
- Up to 2/3", C-Mount Telecentric Lens
- Magnification from 0.16X to 4X

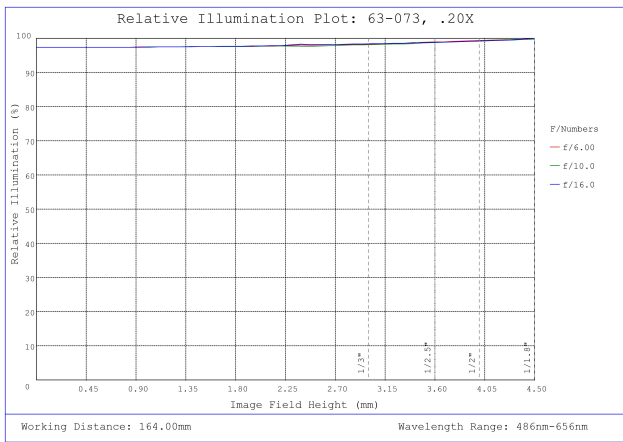
TECHSPEC® SilverTL™ Telecentric Lenses are ideal for both on-line and off-line machine vision production applications that require accurate measurements. These lenses combine high-quality optics with a simplified non-focusing mechanical design and an adjustable iris with a locking set screw. These lenses are designed for metrology and gauging applications. TECHSPEC® SilverTL™ Telecentric Lenses also offer inline illumination options for maximum versatility. Each lens also features a standard front filter thread for use with [color filters](#), [polarizers](#), [protective windows](#), and [illumination adapters](#) for LED or fiber-optic ring lights.

Note: Mounting brackets are available that fit the 30mm diameter mounting surface.

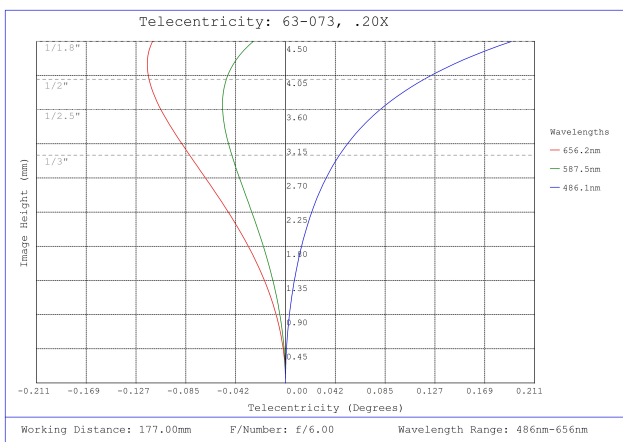
Technical Information



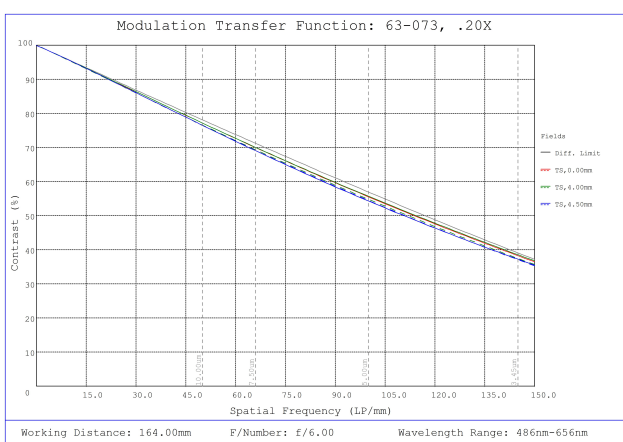
#63-073, 0.20X SilverTL™ Telecentric Lens, Distortion Plot



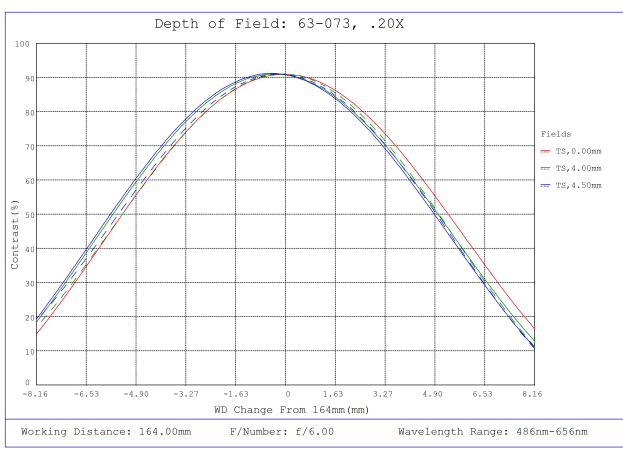
#63-073, 0.20X SilverTL™ Telecentric Lens, Relative Illumination Plot



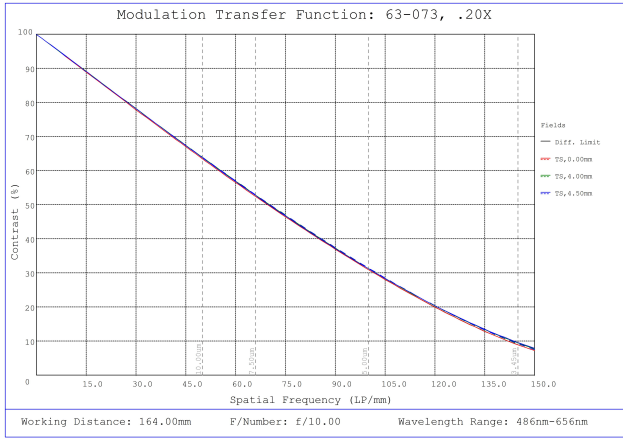
#63-073, 0.20X SilverTL™ Telecentric Lens, Telecentricity Plot



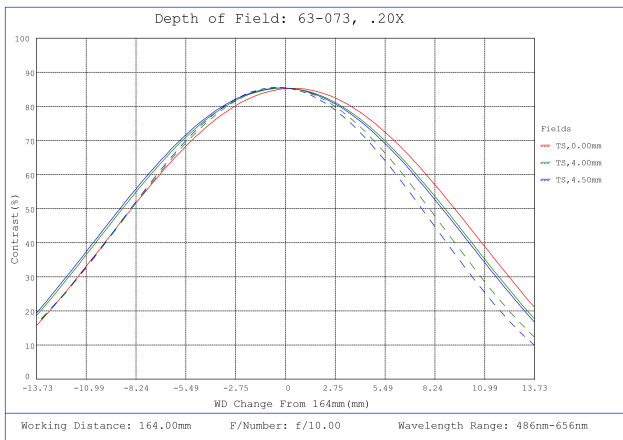
#63-073, 0.20X SilverTL™ Telecentric Lens, Modulated Transfer Function (MTF) Plot, 164mm Working Distance, f6



#63-073, 0.20X SilverTL™ Telecentric Lens, Depth of Field Plot, 164mm Working Distance, f6



#63-073, 0.20X SilverTL™ Telecentric Lens, Modulated Transfer Function (MTF) Plot, 164mm Working Distance, f10



#63-073, 0.20X SilverTL™ Telecentric Lens, Depth of Field Plot, 164mm Working Distance, f10

Stock Number	Primary Mag.	Max. Diameter A	Mounting Diameter B	Length C	Mounting Length D	Mounting Offset E	Filter Thread F
#56-675	0.16X	65mm	30mm	191mm	50mm	43mm	M62 x 0.75
#63-073	0.20X	60mm	30mm	188mm	42mm	45mm	M58 x 0.75
#56-676	0.25X	48mm	30mm	158mm	49mm	44mm	M46 x 0.75
#58-428	0.30X	46mm	30mm	158mm	60mm	43mm	M43 x 0.75
#56-677	0.40X	45mm	30mm	159mm	67mm	33mm	M43 x 0.75
#63-074	0.50X	40mm	30mm	153mm	42mm	68mm	M37 x 0.75
#88-344 (In-Line)				156.2mm	45.1mm	73.4mm	
#56-678	0.60X	42mm	30mm	156mm	57mm	46mm	M40.5 x 0.5
#67-731	0.75X	36mm	30mm	151.2mm	34mm*	82.2mm	M30.5 x 0.5
#88-346 (In-Line)				155.2mm	46.2mm	16.9mm	
#58-430	1.0X	40mm	30mm	114mm	32mm*	17mm	M37 x 0.75
#58-431	2.0X	45mm	30mm	141mm	45mm	17mm	M43 x 0.75
#88-348 (In-Line)				144.6mm	42.2mm	18.8mm	
#58-432	4.0X	61mm	30mm	249mm	99mm	17mm	M58 x 0.75



*Mounting clamp fits over iris

