

TECHSPEC®

# 15.0mm Dia. x 18.0mm FL, NIR II Coated, Plano-Convex Lens



Stock #67-516 CONTACT US [Other Coating Options](#)

1 C\$67<sup>.90</sup>

ADD TO CART



Volume Pricing	
Qty 1-9	C\$67.90 each
Qty 10-24	C\$60.90 each
Qty 25-49	C\$54.25 each
Need More?	<a href="#">Request Quote</a>

Product Downloads	
STEP:stp	Curve:pdf
PDF Drawing:pdf	
ISO 10110 Drawing	
IGES:igs	Curve (xlsx):xlsx
Zemax:zar	Zemax:zmx
eDrawing:eprt	Code V:seq
EO Spec Sheet	<a href="#">Download All</a>

## General

Type: Plano-Convex Lens

## Physical & Mechanical Properties

<b>Diameter (mm):</b> 15.00 +0.0/-0.025	<b>Centering (arcmin):</b> <1
<b>Center Thickness CT (mm):</b> 4.00 ±0.10	<b>Edge Thickness ET (mm):</b> 1.40
<b>Clear Aperture CA (mm):</b> 14	<b>Bevel:</b> Protective as needed

## Optical Properties

<b>Effective Focal Length EFL (mm):</b> 18.00 @ 587.6nm	<b>Back Focal Length BFL (mm):</b> 15.61
<b>Coating:</b> NIR II (750-1550nm)	<b>Coating Specification:</b> R <sub>abs</sub> ≤1.5% @ 750 - 800nm R <sub>abs</sub> ≤1.0% @ 800 - 1550nm R <sub>avg</sub> ≤0.7% @ 750 - 1550nm
<b>Substrate:</b> <b>N-SF5</b>	<b>Surface Quality:</b> 40-20
<b>Power (P-V) @ 632.8nm:</b> 1.5λ	<b>Irregularity (P-V) @ 632.8nm:</b> λ/4
<b>Focal Length Tolerance (%):</b> ±1	<b>Radius R<sub>1</sub> (mm):</b> 12.11
<b>f/#:</b> 1.2	<b>Numerical Aperture NA:</b> 0.42

**Wavelength Range (nm):** 750 - 1550

**Damage Threshold, By Design:** 8 J/cm<sup>2</sup> @ 1064nm, 10ns

## Regulatory Compliance

RoHS 2015: **Compliant**

Certificate of Conformance: **View**

Reach 235: **Compliant**

## Need different specs or modifications?

Edmund Optics offers comprehensive custom manufacturing services for optical and imaging components tailored to your specific application requirements. Whether in the prototyping phase or preparing for full-scale production, we provide flexible solutions to meet your needs. Our experienced engineers are here to assist—from concept to completion.

Our capabilities include:

- Custom dimensions, materials, coatings, and more
- High-precision surface quality and flatness
- Tight tolerances and complex geometries
- Scalable production—from prototype to volume

Learn more about our [custom manufacturing capabilities](#) or submit an inquiry [here](#).

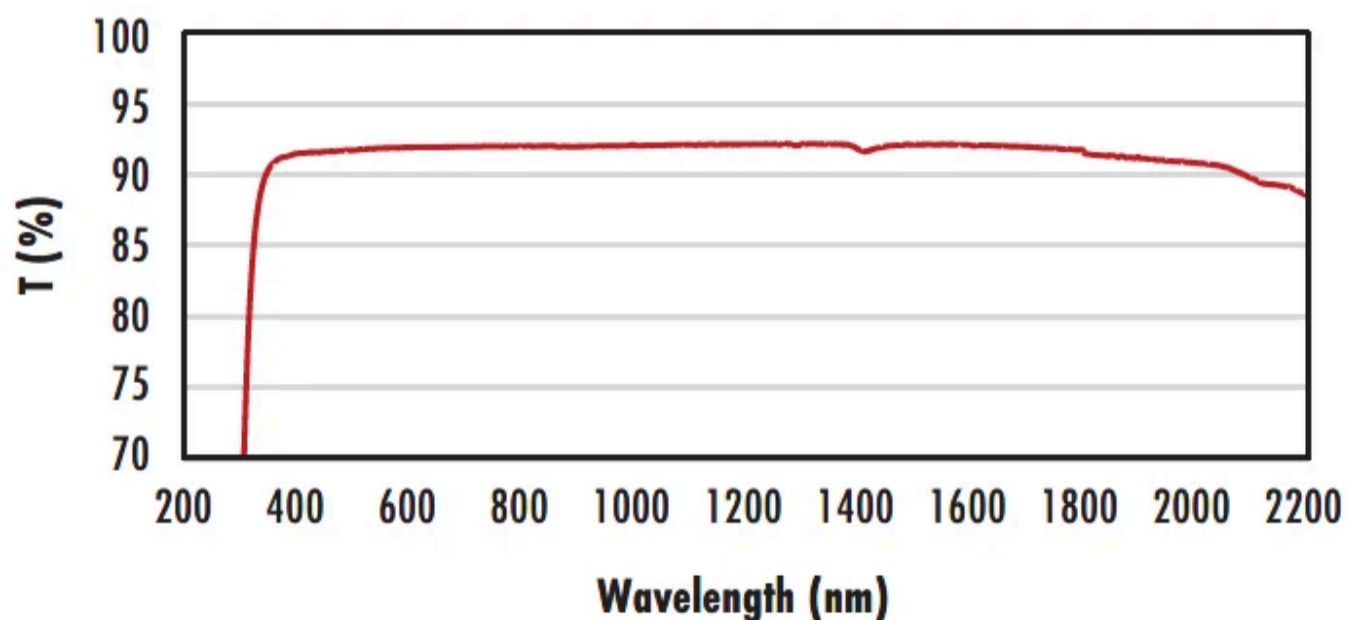
## Product Details

- AR Coated to Provide <0.7% Reflectance per Surface for 750 - 1550nm
- Designed for 0° Angle of Incidence
- Various PCX Coating Options: **Uncoated**, **MgF<sub>2</sub>**, **VIS 0°**, **VIS-NIR**, **NIR I**, **VIS-EXT**, and **YAG-BBAR**

TECHSPEC® NIR II Coated Plano-Convex Lenses have a positive focal length, making them ideal for collecting and focusing light in imaging applications. They are also useful in a variety of applications involving emitters, detectors, lasers, and fiber optics. TECHSPEC® NIR II Coated Plano-Convex Lenses are available in a wide variety of diameters and focal lengths. Identical designs of these PCX lenses are also offered **uncoated** or with broadband anti-reflective (BBAR) coatings, which include **MgF<sub>2</sub>**, **VIS 0°**, **VIS-NIR**, **NIR I**, **VIS-EXT**, and **YAG-BBAR**.

## Technical Information

### Uncoated N-BK7 Typical Transmission



Typical transmission of a 3mm thick, uncoated N-BK7 window across the UV - NIR spectra.

[Click Here to Download Data](#)

### N-BK7 with MgF<sub>2</sub> Coating Typical Transmission



Typical transmission of a 3mm thick N-BK7 window with MgF<sub>2</sub> (400-700nm) coating at 0° AOI.

The blue shaded region indicates the coating design wavelength range, with the following specification:

$$R_{avg} \leq 1.75\% \text{ @ } 400 - 700\text{nm (N-BK7)}$$

Data outside this range is not guaranteed and is for reference only.

[Click Here to Download Data](#)

### N-BK7 with VIS-EXT Coating Typical Transmission



Typical transmission of a 3mm thick N-BK7 window with VIS-EXT (350-700nm) coating at 0° AOI.

The blue shaded region indicates the coating design wavelength range, with the following specification:

$$R_{avg} \leq 0.5\% \text{ @ } 350 - 700\text{nm}$$

Data outside this range is not guaranteed and is for reference only.

[Click Here to Download Data](#)

### N-BK7 with VIS-NIR Coating Typical Transmission



Typical transmission of a 3mm thick N-BK7 window with VIS-NIR (400-1000nm) coating at 0° AOI.

The blue shaded region indicates the coating design wavelength range, with the following specification:

$$R_{abs} \leq 0.25\% \text{ @ } 880\text{nm}$$

$$R_{avg} \leq 1.25\% \text{ @ } 400 - 870\text{nm}$$

$$R_{avg} \leq 1.25\% \text{ @ } 890 - 1000\text{nm}$$

Data outside this range is not guaranteed and is for reference only.

[Click Here to Download Data](#)

### N-BK7 with VIS 0° Coating Typical Transmission



Typical transmission of a 3mm thick N-BK7 window with 0° (425–675nm) coating at 0° AOI.

The blue shaded region indicates the coating design wavelength range, with the following specification:

$$R_{avg} \leq 0.4\% \text{ @ } 425 - 675\text{nm}$$

Data outside this range is not guaranteed and is for reference only.

[Click Here to Download Data](#)

### N-BK7 with YAG-BBAR Coating Typical Transmission



Typical transmission of a 3mm thick N-BK7 window with YAG-BBAR (500–1100nm) coating at 0° AOI.

The blue shaded region indicates the coating design wavelength range, with the following specification:

$$R_{abs} \leq 0.25\% \text{ @ } 532\text{nm}$$

$$R_{abs} \leq 0.25\% \text{ @ } 1064\text{nm}$$

$$R_{avg} \leq 1.0\% \text{ @ } 500 - 1100\text{nm}$$

Data outside this range is not guaranteed and is for reference only.

[Click Here to Download Data](#)

### N-BK7 with NIR I Coating Typical Transmission



Typical transmission of a 3mm thick N-BK7 window with I (600 – 1050nm) coating at 0° AOI.

The blue shaded region indicates the coating design wavelength range, with the following specification:

$$R_{avg} \leq 0.5\% \text{ @ } 600 - 1050\text{nm}$$

Data outside this range is not guaranteed and is for reference only.

[Click Here to Download Data](#)

## N-BK7 with NIR II Coating Typical Transmission



Typical transmission of a 3mm thick N-BK7 window with II (750 - 1550nm) coating at 0° AOI.

The blue shaded region indicates the coating design wavelength range, with the following specification:

$R_{abs} \leq 1.5\%$  @ 750 - 800nm  
 $R_{abs} \leq 1.0\%$  @ 800 - 1550nm  
 $R_{avg} \leq 0.7\%$  @ 750 - 1550nm


Data outside this range is not guaranteed and is for reference only.

[Click Here to Download Data](#)

## Related Products



UV Fused Silica Plano-Convex (PCX) Lenses - NIR II Coated



Near-IR (NIR) Achromatic Lenses




NIR II Coated Double-Convex (DCX) Lenses



Optical Cleaning

## Frequently Purchased Together



#45-803 - 25mm Dia. x 50mm FL, NIR II Coated, Achromatic Lens  
C\$210.00

Qty



#63-086 - 6mm Aperture, 50mm L High NA, Hexagonal Light Pipe  
C\$204.40

Qty



#67-461 - 6.0mm Dia. x 9.0mm FL, NIR II Coated, Plano-Convex Lens  
C\$60.90

Qty



#67-486 - 10.0mm Dia. x 20.0mm FL, NIR II Coated, Plano-Convex Lens  
C\$60.90

Qty

## Compatible Mounts

	Title	Type	Compare	Stock Number	Price	Buy
	15.0mm Optic Dia., Optic Mount	Fixed		#64-557	C\$45.85 <a href="#">Request Quote</a>	10 In Stock <input type="text" value="1"/>

# Resources

## Media Type

- Application Note
- Glossary
- Technical Tool
- Video
- FAQ
- Trending in Optics

APPLICATION NOTE

Anti-Reflection  
(AR) Coatings

APPLICATION NOTE

An  
Introduction to  
Optical  
Coatings

APPLICATION NOTE

Understanding  
Optical  
Specifications

APPLICATION NOTE

Lens Geometry  
Performance  
Comparison

GLOSSARY

NIR (Near  
Infrared)

GLOSSARY

VIS/NIR  
Coating

[View More](#)