

[See all 447 Products in Family](#)

TECHSPEC® 200m Dia., 10mm Thick, NIR I $\lambda/4$ N-BK7 Window



Stock **#29-599** **1 In Stock**

C\$1,925⁰⁰

ADD TO CART

Volume Pricing	
Qty 1-5	C\$1,925.00 each
Qty 6-25	C\$1,540.00 each
Qty 26-49	C\$1,442.00 each
Need More?	Request Quote

Product Downloads

General

Protective Window **Type:**

Surface Flatness is specified per inch **Note:**

Physical & Mechanical Properties

180 **Clear Aperture CA (mm):**

200.00 +0.0/-0.25	Diameter (mm):
10.00 ±0.20	Thickness (mm):
<1	Parallelism (arcmin):
Protective as needed	Bevel:
90	Clear Aperture (%):
Fine Ground	Edges:
0.21	Poisson's Ratio:
82	Young's Modulus (GPa):
610.00	Knoop Hardness (kg/mm²):

Optical Properties

NIR I (600-1050nm)	Coating:
N-BK7	Substrate: <input type="checkbox"/>
1.516	Index of Refraction (n_d):
60-40	Surface Quality:
λ/4 (per inch over clear aperture)	Transmitted Wavefront, P-V:
64.17	Abbe Number (v_d):
R _{avg} ≤0.5% @ 600 - 1050nm	Coating Specification:
600 - 1050	Wavelength Range (nm):
7 J/cm ² @ 1064nm, 10ns	Damage Threshold, By Design: <input type="checkbox"/>

Material Properties

2.51	Density (g/cm³):
7.1 (-30 to +70°C) 8.3 (+20 to +300°C)	Coefficient of Thermal Expansion CTE (10⁻⁶/°C):

Regulatory Compliance

View	Certificate of Conformance:
----------------------	------------------------------------

Need different specs or modifications?

Edmund Optics offers comprehensive custom manufacturing services for optical and imaging components tailored to your specific application requirements. Whether in the prototyping phase or preparing for full-scale production, we provide flexible solutions to meet your needs. Our experienced engineers are here to assist—from concept to completion.

Our capabilities include:

- Custom dimensions, materials, coatings, and more
- High-precision surface quality and flatness
- Tight tolerances and complex geometries
- Scalable production—from prototype to volume

Learn more about our [custom manufacturing capabilities](#) or submit an inquiry [here](#).

Product Details

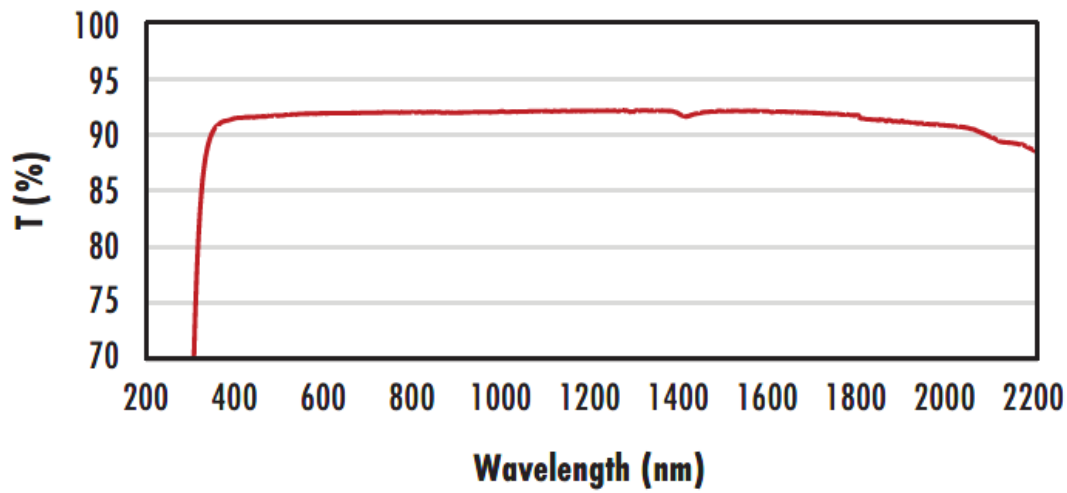
- Circular and Rectangular Sizes from 2mm to 200mm
- 8 Broadband Anti-Reflection Coating Options Available
- World's Largest Selection of Standard N-BK7 Windows
- Also Available with [Ultra-Thin N-BK7 Windows](#)

TECHSPEC® λ/4 N-BK7 Precision Windows are ideally suited for industrial and low-power laser applications. The high tolerance design yields minimal beam distortion and scatter. Broadband coating options extend the range of these precision windows through the visible and near-infrared spectra. TECHSPEC® λ/4 N-BK7 Precision Windows are offered in circular and rectangular sizes ranging from 2mm to 200mm.

Note: New additions to this product family may be specified with a transmitted wavefront distortion (TWD) specification instead of a surface flatness. For more information on the difference between these two specifications, see our application note on [Understanding Optical Windows](#).

Technical Information

Uncoated N-BK7 Typical Transmission



Typical transmission of a 3mm thick, uncoated N-BK7 window across the UV - NIR spectra.

[Click Here to Download Data](#)

N-BK7 with MgF₂ Coating Typical Transmission



Typical transmission of a 3mm thick N-BK7 window with MgF₂ (400-700nm) coating at 0° AOI.

The blue shaded region indicates the coating design wavelength range, with the following specification:

$$R_{avg} \leq 1.75\% @ 400 - 700\text{nm (N-BK7)}$$

Data outside this range is not guaranteed and is for reference only.

[Click Here to Download Data](#)

N-BK7 with VIS-EXT Coating Typical Transmission



Typical transmission of a 3mm thick N-BK7 window with VIS-EXT (350-700nm) coating at 0° AOI.

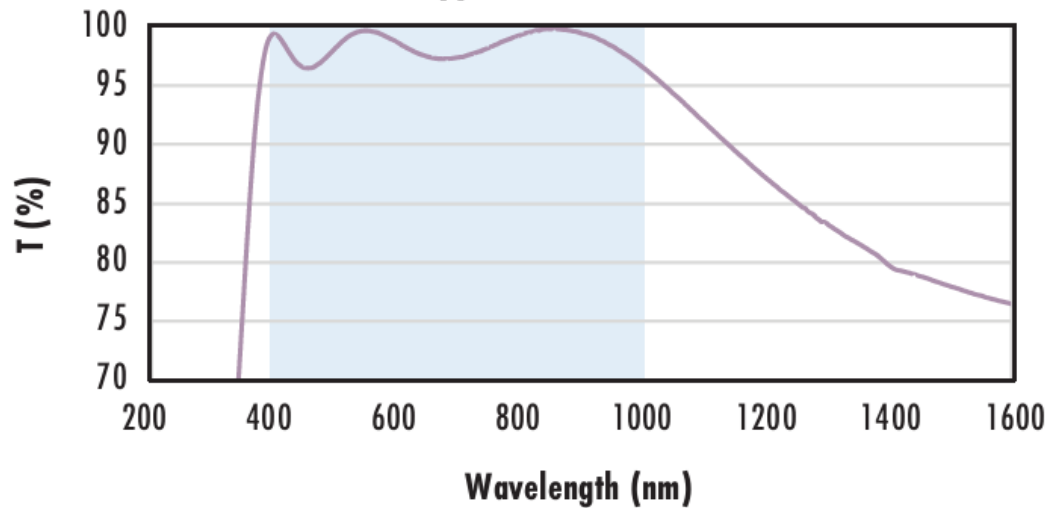
The blue shaded region indicates the coating design wavelength range, with the following specification:

$$R_{avg} \leq 0.5\% @ 350 - 700\text{nm}$$

Data outside this range is not guaranteed and is for reference only.

[Click Here to Download Data](#)

N-BK7 with VIS-NIR Coating Typical Transmission



Typical transmission of a 3mm thick N-BK7 window with VIS-NIR (400-1000nm) coating at 0° AOI.

The blue shaded region indicates the coating design wavelength range, with the following specification:

$$R_{abs} \leq 0.25\% @ 880\text{nm}$$


$$R_{avg} \leq 1.25\% @ 400 - 870\text{nm}$$

$$R_{avg} \leq 1.25\% @ 890 - 1000\text{nm}$$

Data outside this range is not guaranteed and is for reference only.

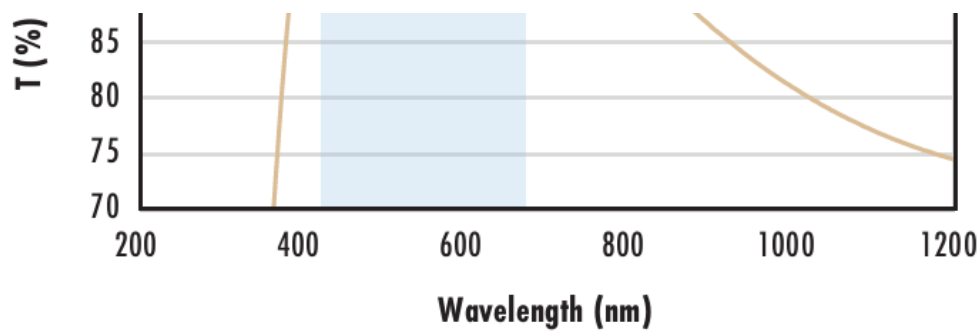
[Click Here to Download Data](#)

N-BK7 with VIS 0° Coating Typical Transmission



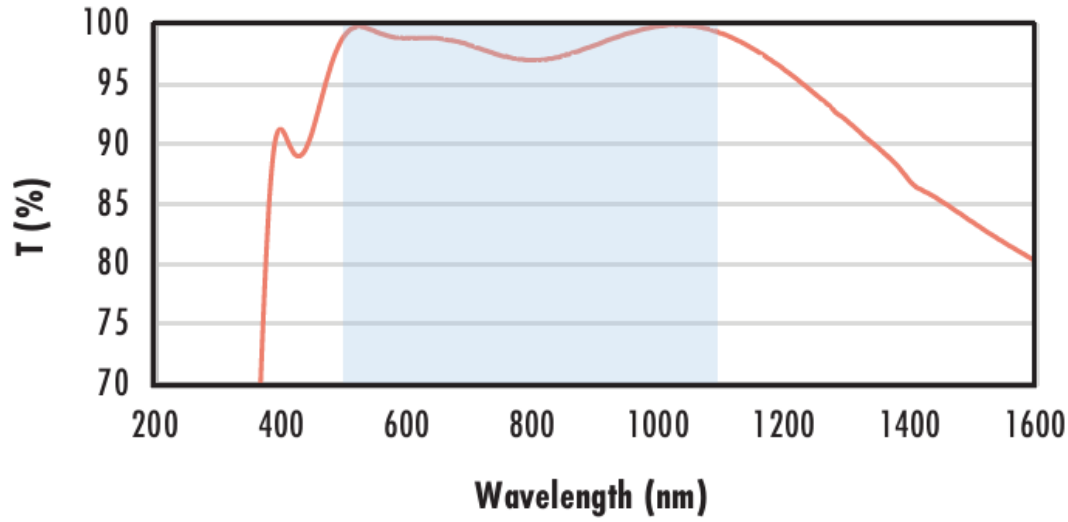
Typical transmission of a 3mm thick N-BK7 window with VIS 0° (425-675nm) coating at 0° AOI.

The blue shaded region indicates the coating design wavelength range, with the following specification:



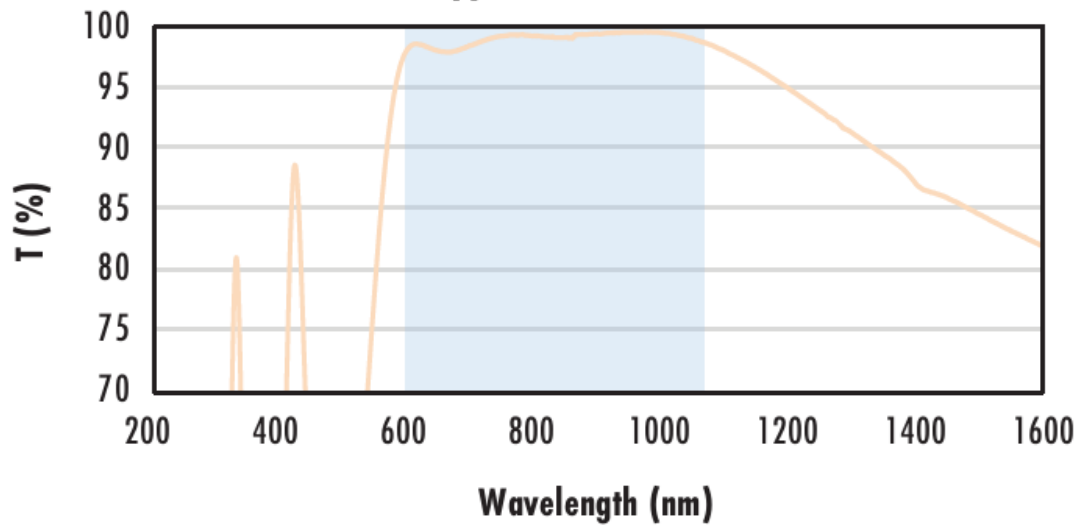
$R_{avg} \leq 0.4\%$ @ 425 - 675nm
 Data outside this range is not guaranteed and is for reference only.
[Click Here to Download Data](#)

N-BK7 with YAG-BBAR Coating Typical Transmission



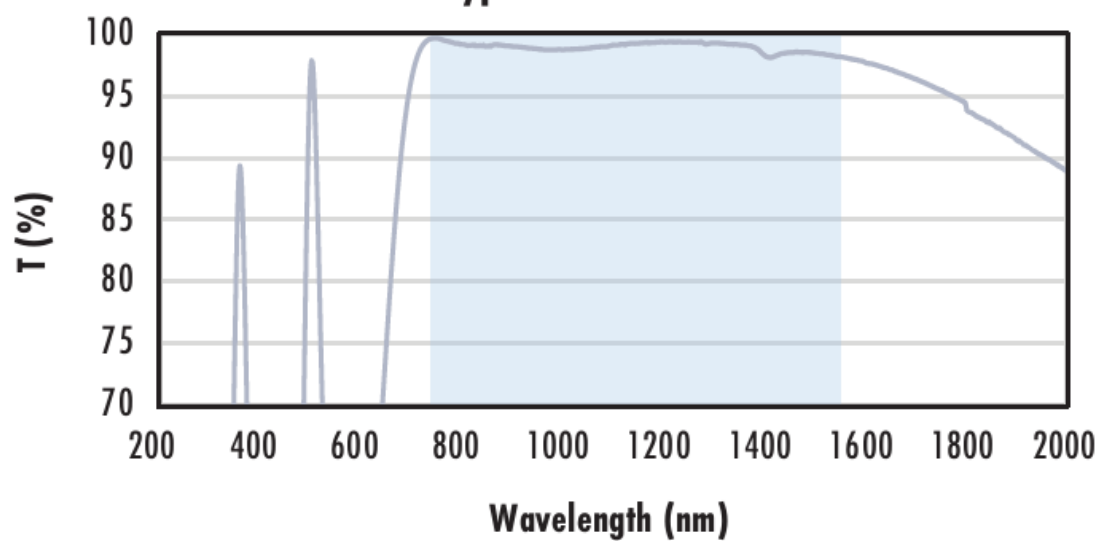
Typical transmission of a 3mm thick N-BK7 window with YAG-BBAR (500-1100nm) coating at 0° AOI.
 The blue shaded region indicates the coating design wavelength range, with the following specification:
 $R_{abs} \leq 0.25\%$ @ 532nm
 $R_{abs} \leq 0.25\%$ @ 1064nm
 $R_{avg} \leq 1.0\%$ @ 500 - 1100nm
 Data outside this range is not guaranteed and is for reference only.
[Click Here to Download Data](#)

N-BK7 with NIR I Coating Typical Transmission



Typical transmission of a 3mm thick N-BK7 window with NIR I (600 - 1050nm) coating at 0° AOI.
 The blue shaded region indicates the coating design wavelength range, with the following specification:
 $R_{avg} \leq 0.5\%$ @ 600 - 1050nm
 Data outside this range is not guaranteed and is for reference only.
[Click Here to Download Data](#)

N-BK7 with NIR II Coating Typical Transmission



Typical transmission of a 3mm thick N-BK7 window with NIR II (750 - 1550nm) coating at 0° AOI.
 The blue shaded region indicates the coating design wavelength range, with the following specification:
 $R_{abs} \leq 1.5\%$ @ 750 - 800nm
 $R_{abs} \leq 1.0\%$ @ 800 - 1550nm
 $R_{avg} \leq 0.7\%$ @ 750 - 1550nm
 Data outside this range is not guaranteed and is for reference only.
[Click Here to Download Data](#)