

TECHSPEC® 25.0/25.4mm Optic Dia., L-Slot Direct Mount



25.4mm L-Slot Direct Mount, #36-410

Stock **#36-410** **20+ In Stock**

⊖ 1 ⊕ C\$95²⁰

ADD TO CART

Volume Pricing	
Qty 1+	C\$95.20 each
Need More?	Request Quote

Product Downloads

General

Fixed **Type:**

Circular **Type of Optics:**

L-Slot **Note:**

Physical & Mechanical Properties

22.0 **Clear Aperture CA (mm):**

Black Anodized Aluminum **Construction:**

Yes **1" Optical Axis Height:**

25.4 **Centerline Height (mm):**

Threading & Mounting

25.0 - 25.4 **Size of Compatible Optics (mm):**

1.0 - 14.0 **Thickness of Compatible Optics (mm):**

ID1 (1.035" x40 TPI) **Barrel Thread:**

Regulatory Compliance

Compliant **RoHS 2015:**

Compliant **Reach 224:**

View **Certificate of Conformance:**

Need different specs or modifications?

Edmund Optics offers comprehensive custom manufacturing services for optical and imaging components tailored to your specific application requirements. Whether in the prototyping phase or preparing for full-scale production, we provide flexible solutions to meet your needs. Our experienced engineers are here to assist—from concept to completion.

Our capabilities include:

- Custom dimensions, materials, coatings, and more
- High-precision surface quality and flatness
- Tight tolerances and complex geometries
- Scalable production—from prototype to volume

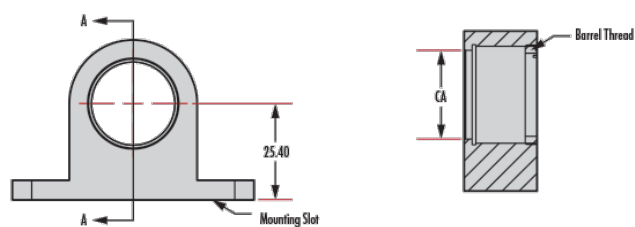
Learn more about our [custom manufacturing capabilities](#) or submit an inquiry [here](#).

Product Details

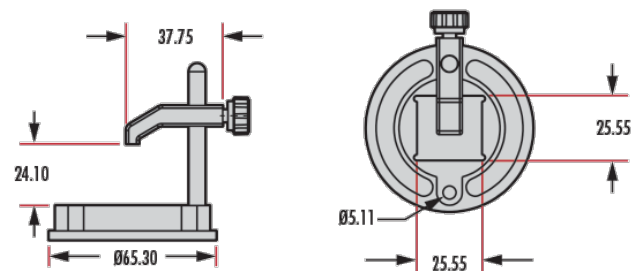
- Direct to Breadboard Mounting
- 25.4mm Centerline Height
- Compact Form Factor

TECHSPEC® Compact Direct Mounts enable direct mounting to an optical table or breadboard. These mounts maintain a 25.4mm centerline height, which enables seamless integration from laboratory to OEM use. Available for 25.4mm and 12.7mm diameter optics or 25mm cube beamsplitters, these components provide a convenient all-in-one method for optic mounting. Our TECHSPEC Compact Direct Mounts eliminate the needless tolerance stack of conventional post and post holders, with <4 arcmin perpendicularity from lens shelf to base. Direct mounts are ideal for use with TECHSPEC Kinematic Mounts and the 25.4mm centerline height and aluminum construction offers mounting for integration into the most demanding applications.

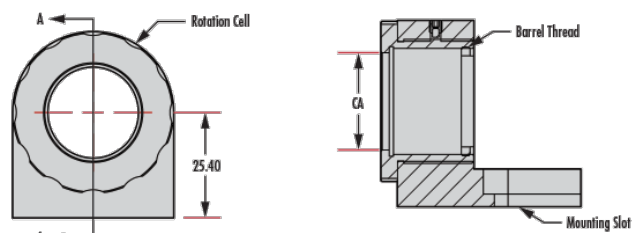
Technical Information



Side Flange Type (#36-414 & #36-418)



Cube Beamsplitter Type (#36-415)



L-Slot Type (#36-411 & #36-417) Optic Rotation



L-Slot Type (#36-410 & #36-416)

;