

**TECHSPEC® 25mm, f/11 Ci Series Fixed Focal Length Lens**



25mm Focal Length

Stock **#85-361** **2 In Stock**

⊖ 1 ⊕ C\$491<sup>00</sup>

**ADD TO CART**

Volume Pricing

|            |                               |
|------------|-------------------------------|
| Qty 1-24   | C\$491.40 each                |
| Qty 25+    | C\$442.40 each                |
| Need More? | <a href="#">Request Quote</a> |

Product Downloads

**General**

Ci Series **Product Family:**

Fixed Focal Length Lens **Type:**

**Physical & Mechanical Properties**

Fixed **Iris Option:**

**Length (mm):**

29.90

26.5 **Maximum Diameter (mm):**

26.5 **Outer Diameter (mm):**

28 **Weight (g):**

1.33 **Maximum Rear Protrusion (mm):**

26.50 **Diameter (mm):**

## Optical Properties

**Horizontal Field of View @ Max Sensor Format:**

35mm - 19.8°

**Field of View at Max Sensor Format:**

Horizontal: 33.3mm - 19.8°

Vertical: 24.9mm - 14.9°

Diagonal: 41.8mm - 24.6°

**Horizontal Field of View, 2/3" Sensor:**

35mm - 19.8°

**Horizontal Field of View, 1/1.8" Sensor:**

28.5mm - 16.1°

**Horizontal Field of View, 1/2" Sensor:**

25.4mm - 14.5°

**Horizontal Field of View, 1/2.5" Sensor:**

22.6mm - 12.9°

**Horizontal Field of View, 1/3" Sensor:**

19mm - 10.9°

**Horizontal Field of View, 1/4" Sensor:**

14.2mm - 8.2°

**Maximum Image Circle (mm):**

11.00

**Numerical Aperture NA, Object Side:**

0.0098

**Number of Elements (Groups):**

7 (6)

**Focal Length FL (mm):**

25.00

**Working Distance (mm):**

100 - ∞

**Aperture (f/#):**

f/11

**Coating:**

425 - 675nm BBAR

**Coating Specification:**

425 - 675nm BBAR

**Entrance Pupil Position (mm):**

15.89

**Object Space Principal Plane (mm):**

18.77

**Image Space Principal Plane (mm):**

-12.44

**Maximum Distortion (%):**

0.21

**Exit Pupil Position (mm):**

-15.68

**Lens Wavelength Range:**

VIS

## Sensor

**Maximum Sensor Format:**

2/3"

**Pixel Size (µm):**

2.74

## Threading & Mounting

**Filter Thread:**

M25.5 x 0.50 (Male)

**Filter Thread Adapter:**

[#89-941 \(Required\)](#)

**Front Thread:**

M22.0 x 0.75 (Male)

**Mount:**

C-Mount

## Environmental & Durability Factors

**Storage Temperature (°C):**  
-20 to +60

**Type of Ruggedization:**  
Industrial (Fixed Aperture with Simplified Mechanics)

## Regulatory Compliance

**RoHS 2015:**  
Compliant

**Certificate of Conformance:**  
View

**Reach 235:**  
Compliant

## Product Details

These compact lenses are designed specifically for volume integration into applications such as analytical medical devices, including benchtop-based blood analyzers. For customized  $f\#$  versions to best suit your instrumentation application needs and to discuss volume requirements, please [contact us](#).

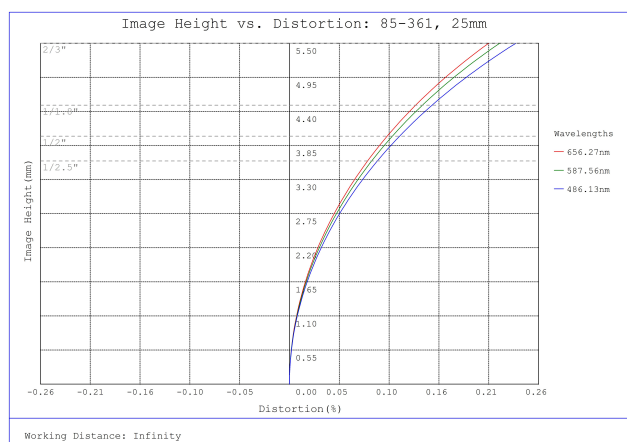
- Up to 2/3", C-Mount Lens
- Up to 7.5 MegaPixels, 2.8 $\mu$ m Pixel Size Sensors
- Instrumentation (Ci) Versions of our C Series Lenses with Streamlined Mechanical Designs and Fixed Apertures
- 3.5mm to 50mm Focal Length
- **Ruggedized (Cr) Designs** Also Available

TECHSPEC® Ci Series Fixed Focal Length Lenses are a streamlined version of our C Series Fixed Focal Length Lenses. They feature the same low lens-to-lens variation and broadband anti-reflection (BBAR) coating for maximum light transmission, while offering reduced weight and size. An adjustable, lockable focus allows for setting and locking the best focus position for instrumentation integration. TECHSPEC® Ci Series Fixed Focal Length Lenses are designed specifically for volume integration into applications such as factory inspection and automation to benchtop biomedical devices. The Ci Series offers a wide range of aperture options, ensuring maximum flexibility of resolution, throughput, and depth of field.

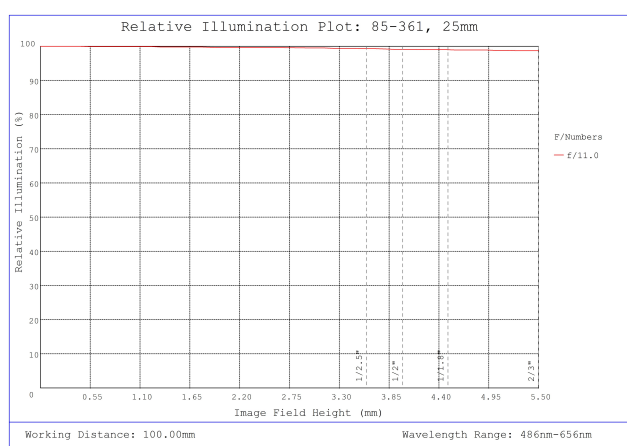
Edmund Optics has created a family of high performance optical designs (the C Series family) and developed 6 customized optomechanical solutions targeted for specific applications. These lens sub-families utilize the same optics as the C Series lenses providing the same optical performance in a variety of optomechanical solutions to meet your application requirements:

- **C Series:** Features locking cam focus and iris adjustment and is the most adjustable version of these optical designs; they are the typical high quality machine vision lenses. Also available with a [VIS-NIR Broadband Anti-Reflection \(BBAR\) Coating](#).
- **Ci Series:** Simplified mechanics featuring fixed apertures with compact housing. [Industrial Ruggedization](#) for reduced size, cost, and locked focus.
- **Cr Series:** All optics glued in place and a locking C-clamp focus ring. [Stabilized Ruggedization](#) for reduced pixel shift and improved focus stability.
- **Cx Series:** Modular, flexible mechanics allows lenses to be taken apart for easy integration of accessories such as liquid lenses, apertures, and more.
- **Liquid Lens Cx Series:** Designed with an integrated liquid lens for quick autofocus.
- **Cw Series:** Waterproof, designed to meet IEC [Ingress Protection](#) Code IPX7 and IPX9K.

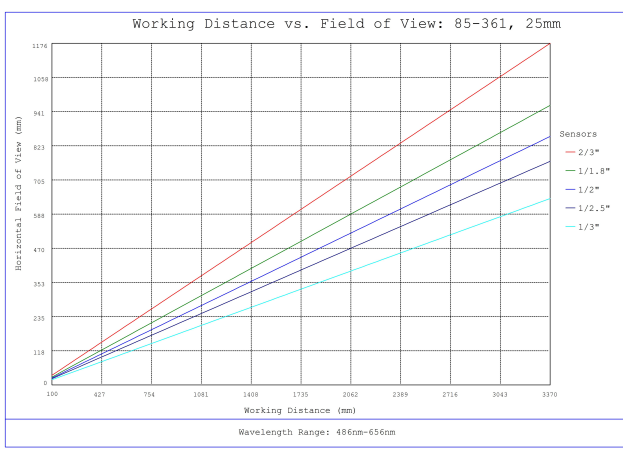
## Technical Information



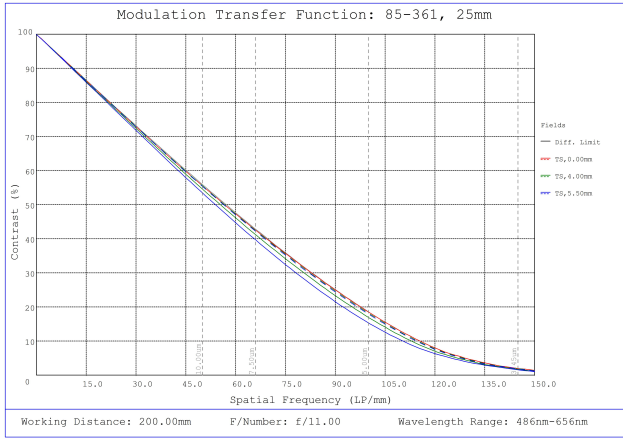
#85-361, 25mm,  $f/11$  Ci Series Fixed Focal Length Lens, Distortion Plot



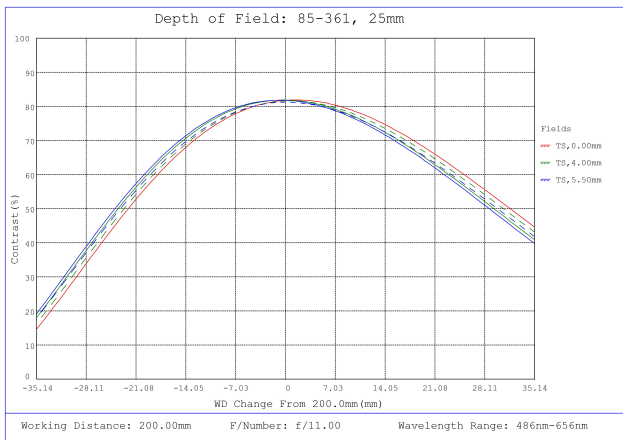
#85-361, 25mm,  $f/11$  Ci Series Fixed Focal Length Lens, Relative Illumination Plot



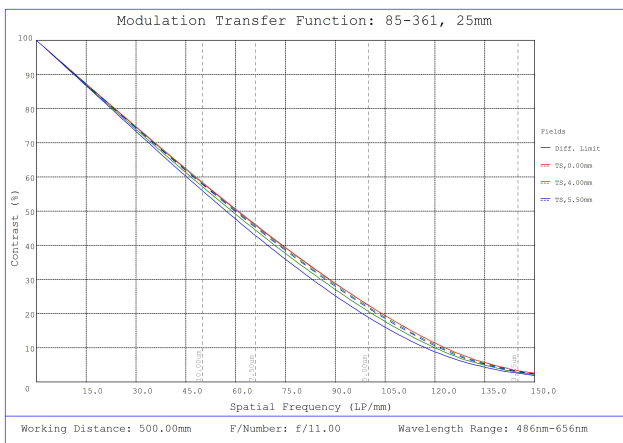
#85-361, 25mm, f/11 Ci Series Fixed Focal Length Lens, Working Distance versus Field of View Plot



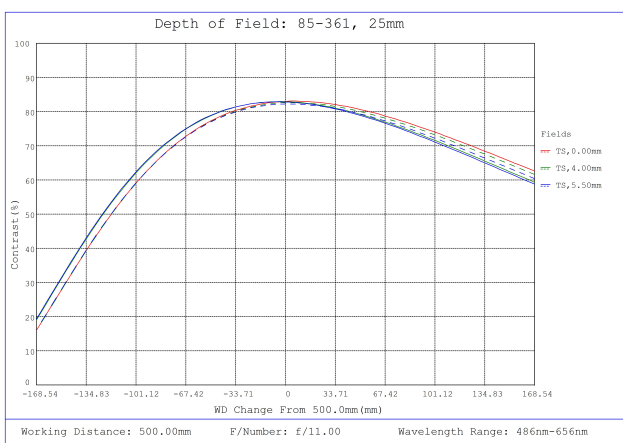
#85-361, 25mm, f/11 Ci Series Fixed Focal Length Lens, Modulated Transfer Function (MTF) Plot, 200mm Working Distance, f11



#85-361, 25mm, f/11 Ci Series Fixed Focal Length Lens, Depth of Field Plot, 200mm Working Distance, f11



#85-361, 25mm, f/11 Ci Series Fixed Focal Length Lens, Modulated Transfer Function (MTF) Plot, 500mm Working Distance, f11



#85-361, 25mm, f/11 Ci Series Fixed Focal Length Lens, Depth of Field Plot, 500mm Working Distance, f11

| Focal Length | A            | B      | C      | D      |
|--------------|--------------|--------|--------|--------|
| 6mm          | M34.0 x 0.5  | 47.8mm | 34mm   | 1.17mm |
| 12mm         | M22.0 x 0.75 | 29.0mm | 22mm   | 0.96mm |
| 16mm         | M22.0 x 0.75 | 40.8mm | 22mm   | 1.09mm |
| 25mm         | M22.0 x 0.75 | 29.9mm | 22mm   | 1.33mm |
| 35mm         | M25.5 x 0.5  | 41mm   | 22.5mm | 3.82mm |
| 50mm         | M30.5 x 0.5  | 49.5mm | 30.5mm | 2.06mm |



## Compatible Cameras