

[See all 164 Products in Family](#)

TECHSPEC® 4.5mm Dia. x 4.5mm FL, NIR I Coated, Double-Convex Lens



Stock #49-455 **5 In Stock**

[Other Coating Options](#)

⊖ 1 ⊕ C\$100¹⁰

ADD TO CART

Volume Pricing	
Qty 1-9	C\$100.10 each
Qty 10-24	C\$90.30 each
Qty 25-99	C\$79.80 each
Need More?	Request Quote

Product Downloads

General

Double-Convex Lens **Type:**

Physical & Mechanical Properties

4.50 +0.0/-0.025 **Diameter (mm):**

30-45, typical	Centering (arcmin):
Protective as needed	Bevel:
2.60	Center Thickness CT (mm):
±0.05	Center Thickness Tolerance (mm):
1.80	Edge Thickness ET (mm):
4.05	Clear Aperture CA (mm):
Optical Properties	
3.70	Back Focal Length BFL (mm):
4.50	Effective Focal Length EFL (mm):
NIR I (600-1050nm)	Coating:
R _{avg} ≤ 0.5% @ 600 - 1050nm	Coating Specification:
N-LASF44	Substrate: <input type="checkbox"/>
40-20	Surface Quality:
1.5λ	Power (P-V) @ 632.8nm:
λ/4	Irregularity (P-V) @ 632.8nm:
6.58	Radius R₁=R₂ (mm):
1.00	f#:
587.6	Focal Length Specification Wavelength (nm):
0.50	Numerical Aperture NA:
600 - 1050	Wavelength Range (nm):
7 J/cm ² @ 1064nm, 10ns	Damage Threshold, By Design: <input type="checkbox"/>

Regulatory Compliance	
Compliant	RoHS 2015:
View	Certificate of Conformance:
Compliant	Reach 247:

Need different specs or modifications?

Edmund Optics offers comprehensive custom manufacturing services for optical and imaging components tailored to your specific application requirements. Whether in the prototyping phase or preparing for full-scale production, we provide flexible solutions to meet your needs. Our experienced engineers are here to assist—from concept to completion.

Our capabilities include:

- Custom dimensions, materials, coatings, and more
- High-precision surface quality and flatness
- Tight tolerances and complex geometries
- Scalable production—from prototype to volume

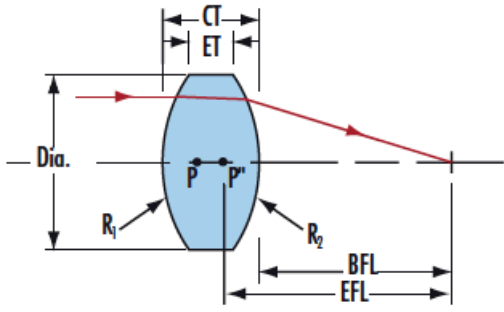
Learn more about our [custom manufacturing capabilities](#) or submit an inquiry [here](#).

Product Details

- AR Coated to Provide <0.5% Reflectance per Surface for 600 - 1050nm
- Minimize Aberrations Including Spherical and Coma
- [UV Fused Silica DCX Lenses](#) Available
- Other Coating Options Available: [Uncoated](#), [MgF₂](#), [VIS 0°](#), [NIR II](#), [VIS-EXT](#), [VIS-NIR](#), and [YAG-BBAR](#)

TECHSPEC® NIR I Coated Double-Convex (DCX) Lenses, also referred to as bi-convex lenses, have two positive, symmetrical faces with equal radii on both sides. These lenses are generally recommended for finite imaging applications with a conjugate ratio (ratio between object distance and image distance) between 0.2 and 5. At a conjugate ratio of 1, aberrations such as spherical aberration, chromatic aberration, coma, and distortion are minimized or cancelled due to the symmetric lens design. TECHSPEC® NIR I Coated Double-Convex Lenses are available in a variety of substrates and coating options for the visible and NIR spectra.

Technical Information

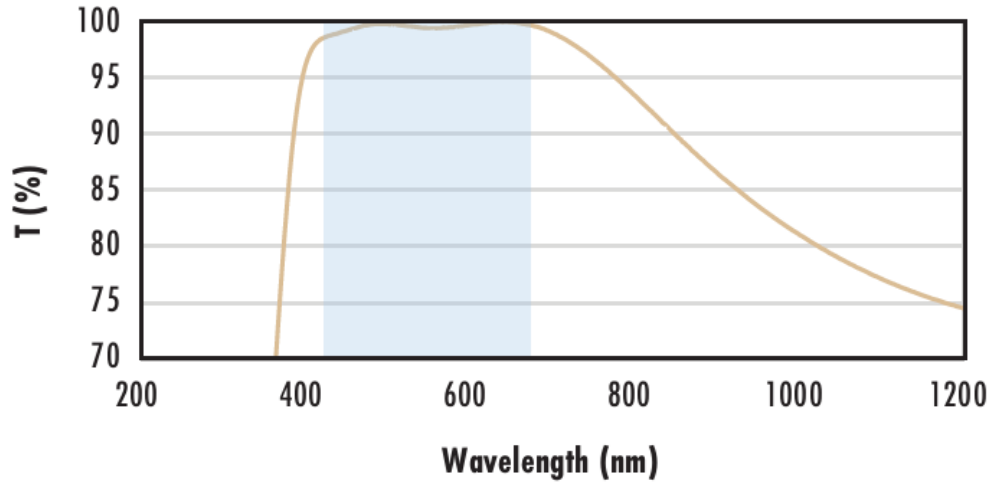


N-BK7	
<h3>Uncoated N-BK7 Typical Transmission</h3>	<p>Typical transmission of a 3mm thick, uncoated N-BK7 window across the UV - NIR spectra.</p> <p>Click Here to Download Data</p>
<h3>N-BK7 with MgF₂ Coating Typical Transmission</h3>	<p>Typical transmission of a 3mm thick N-BK7 window with MgF₂ (400-700nm) coating at 0° AOI.</p> <p>The blue shaded region indicates the coating design wavelength range, with the following specification:</p> <p>$R_{avg} \leq 1.75\% @ 400 - 700\text{nm}$ (N-BK7)</p> <p>Data outside this range is not guaranteed and is for reference only.</p> <p>Click Here to Download Data</p>
<h3>N-BK7 with VIS-EXT Coating Typical Transmission</h3>	<p>Typical transmission of a 3mm thick N-BK7 window with VIS-EXT (350-700nm) coating at 0° AOI.</p> <p>The blue shaded region indicates the coating design wavelength range, with the following specification:</p> <p>$R_{avg} \leq 0.5\% @ 350 - 700\text{nm}$</p> <p>Data outside this range is not guaranteed and is for reference only.</p> <p>Click Here to Download Data</p>
<h3>N-BK7 with VIS-NIR Coating Typical Transmission</h3>	<p>Typical transmission of a 3mm thick N-BK7 window with VIS-NIR (400-1000nm) coating at 0° AOI.</p> <p>The blue shaded region indicates the coating design wavelength range, with the following specification:</p> <p>$R_{abs} \leq 0.25\% @ 880\text{nm}$ $R_{avg} \leq 1.25\% @ 400 - 870\text{nm}$ $R_{avg} \leq 1.25\% @ 890 - 1000\text{nm}$</p> <p>Data outside this range is not guaranteed and is for reference only.</p> <p>Click Here to Download Data</p>



[Click Here to Download Data](#)

**N-BK7 with VIS 0° Coating
Typical Transmission**



Typical transmission of a 3mm thick N-BK7 window with VIS 0° (425-675nm) coating at 0° AOI.

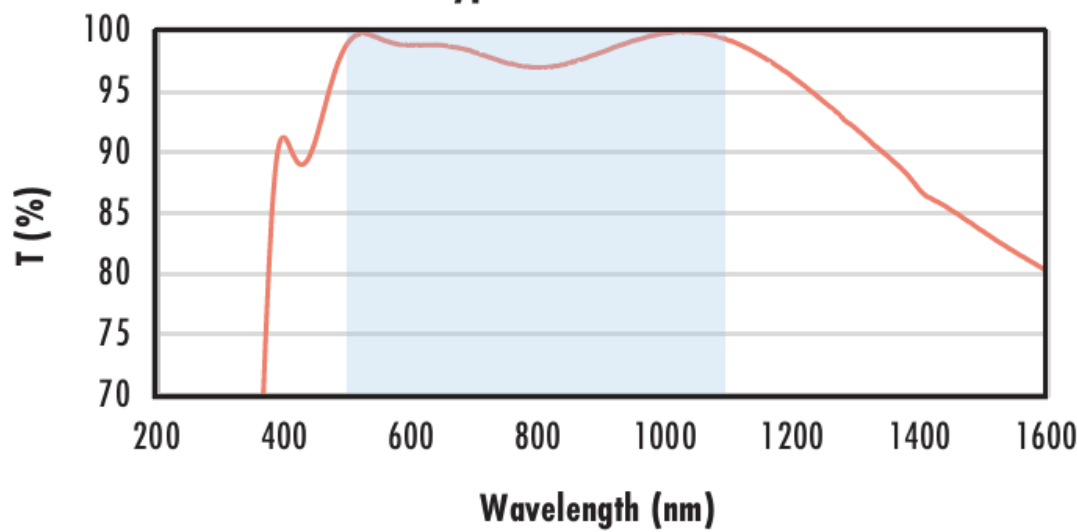
The blue shaded region indicates the coating design wavelength range, with the following specification:

$$R_{avg} \leq 0.4\% @ 425 - 675\text{nm}$$

Data outside this range is not guaranteed and is for reference only.

[Click Here to Download Data](#)

**N-BK7 with YAG-BBAR Coating
Typical Transmission**



Typical transmission of a 3mm thick N-BK7 window with YAG-BBAR (500-1100nm) coating at 0° AOI.

The blue shaded region indicates the coating design wavelength range, with the following specification:

$$R_{abs} \leq 0.25\% @ 532\text{nm}$$

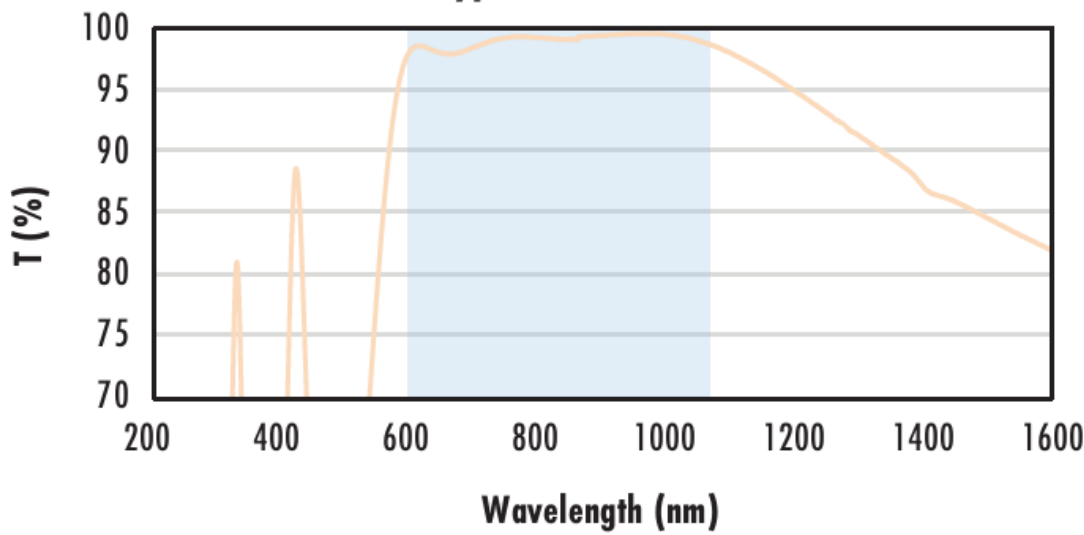
$$R_{abs} \leq 0.25\% @ 1064\text{nm}$$

$$R_{avg} \leq 1.0\% @ 500 - 1100\text{nm}$$

Data outside this range is not guaranteed and is for reference only.

[Click Here to Download Data](#)

**N-BK7 with NIR I Coating
Typical Transmission**



Typical transmission of a 3mm thick N-BK7 window with NIR I (600 - 1050nm) coating at 0° AOI.

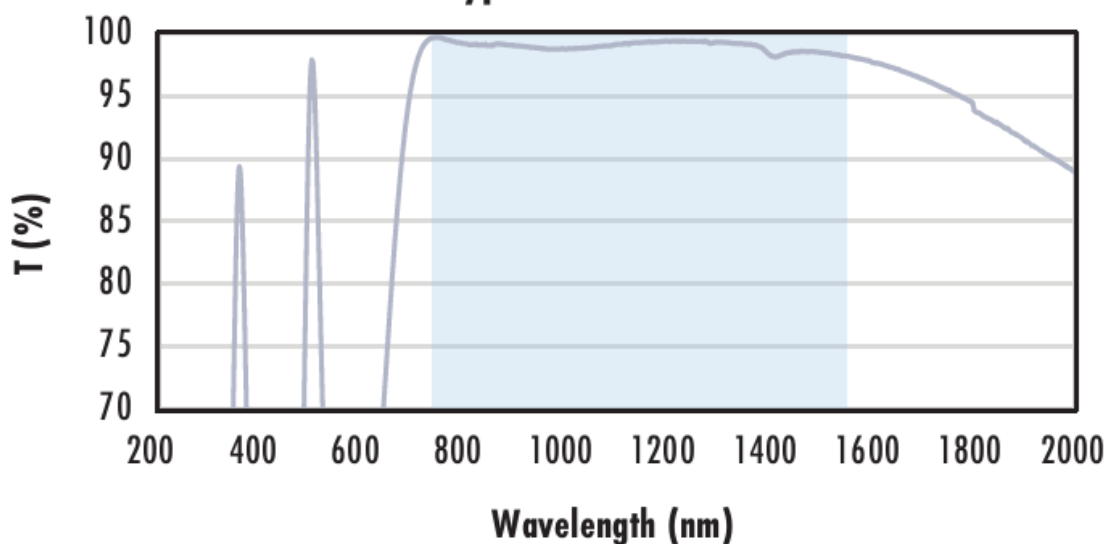
The blue shaded region indicates the coating design wavelength range, with the following specification:

$$R_{avg} \leq 0.5\% @ 600 - 1050\text{nm}$$

Data outside this range is not guaranteed and is for reference only.

[Click Here to Download Data](#)

**N-BK7 with NIR II Coating
Typical Transmission**



Typical transmission of a 3mm thick N-BK7 window with NIR II (750 - 1550nm) coating at 0° AOI.

The blue shaded region indicates the coating design wavelength range, with the following specification:

$$R_{abs} \leq 1.5\% @ 750 - 800\text{nm}$$

$$R_{abs} \leq 1.0\% @ 800 - 1550\text{nm}$$

$$R_{avg} \leq 0.7\% @ 750 - 1550\text{nm}$$

Data outside this range is not guaranteed and is for reference only.

[Click Here to Download Data](#)

