

TECHSPEC® 506nm, 12.5 x 17.6mm, Dichroic Filter



TECHSPEC® Fluorescence Dichroic Filters

Stock #67-064 **20+ In Stock**

- 1 + C\$287⁰⁰

ADD TO CART

Volume Pricing	
Qty 1-5	C\$287.00 each
Qty 6-25	C\$243.60 each
Qty 26-49	C\$226.80 each
Need More?	Request Quote

Product Downloads

General

Dichroic Filter **Type:**

Physical & Mechanical Properties

12.5 x 17.6 **Dimensions (mm):**

17.60 **Length (mm):**

1.05 ±0.1	Thickness (mm):
12.50	Width (mm):
<hr/>	
+0.0/-0.2	Dimensional Tolerance (mm):
Physical Durability:	
Adhesion per MIL-PRF-13830B, Section C.4.5.12	
Moderate abrasion per MIL-PRF-13830B, Section C.4.5.11	
Cleaning per MIL-C-48497A Section 4.5.4.2	

Optical Properties

45	Angle of Incidence (°):
506.00 ±4.0	Cut-On Wavelength (nm):
<hr/>	
Fused Silica (Corning 7980)	Substrate: <input type="checkbox"/>
Hard Coated	Coating:
<hr/>	
98.00 (average)	Reflection (%):
440 - 500	Reflection Wavelength (nm):
<hr/>	
60-40	Surface Quality:
90.00 (average)	Transmission (%):
<hr/>	
513 - 730	Transmission Wavelength (nm):
1λ	Transmitted Wavefront, RMS:
<hr/>	
440 - 730	Wavelength Range (nm):

Environmental & Durability Factors

Environmental Durability:	
Humidity per MIL-STD-810H, Section 507.6	
Temperature per MIL-STD-810H, Section 501.7 and 502.7	

Regulatory Compliance

Compliant	RoHS 2015:
View	Certificate of Conformance:
<hr/>	
Compliant	Reach 247:

Need different specs or modifications?

Edmund Optics offers comprehensive custom manufacturing services for optical and imaging components tailored to your specific application requirements. Whether in the prototyping phase or preparing for full-scale production, we provide flexible solutions to meet your needs. Our experienced engineers are here to assist—from concept to completion.

Our capabilities include:

- Custom dimensions, materials, coatings, and more
- High-precision surface quality and flatness
- Tight tolerances and complex geometries
- Scalable production—from prototype to volume

Learn more about our [custom manufacturing capabilities](#) or submit an inquiry [here](#).

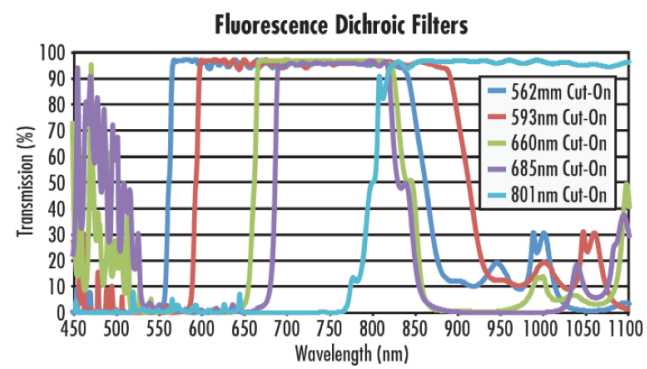
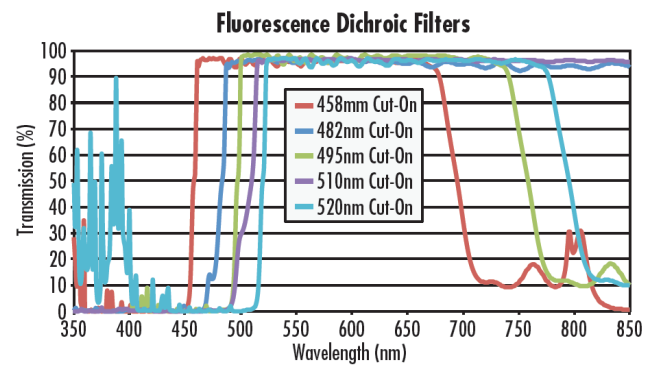
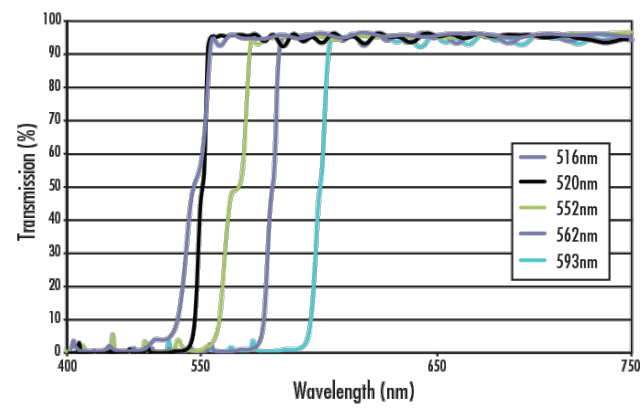
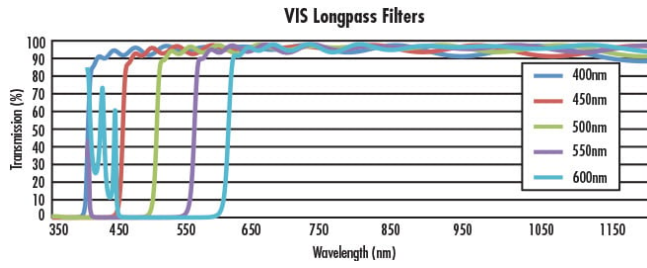
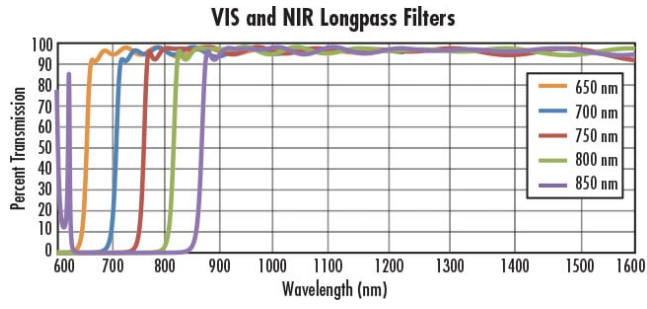
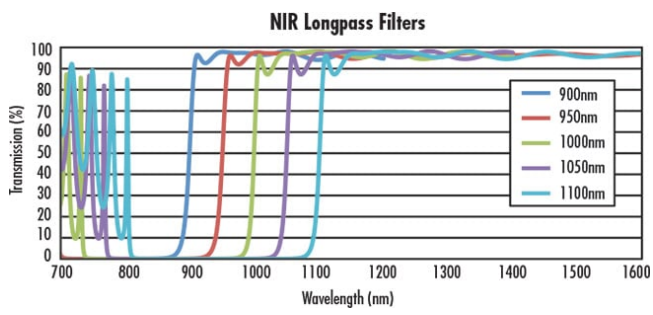
Product Details

- Ideal for Fluorescence or Multispectral Imaging
- Sharp Transition from Reflection to Transmission
- Extended Reflection and Transmission Bands
- **High Performance Fluorescence Dichroic Filters** are also available

TECHSPEC® Fluorescence Dichroic Filters (sometimes referred to as dichroic plate beamsplitters or dichroic mirrors) feature broad, flat transmission and reflection ranges with an ultra-steep slope between them. These attributes make them ideal for fluorescence imaging or spectral sorting applications, including DNA sequencing and polymerase chain reaction (PCR) diagnostic instruments. They are a perfect complement to our [TECHSPEC® Fluorescence Bandpass Filters](#). TECHSPEC Fluorescence Dichroic Filters, in the 25.2 x 35.6mm size will fit into most common Nikon, Zeiss, and Olympus fluorescence microscopes. The other sizes are well suited to benchtop setups or OEM instrumentation requiring beam separation, beam combination, or multi-spectral detection.

Note: The chevron on the edge of the filter points towards surface S1 with the primary filter coating on which the light should be incident.

Technical Information



Filter Type	Transmitted Wavefront (RMS)	Surface Quality	Surface Flatness (P-V)	R(avg)	T(avg)
HP Dichroic	$\lambda/10$	40-20	$\lambda/2$	>98%	>90%
Fluorescence Dichroics	1λ	60-40	-	>98%	>90%
Dichroic Longpass	$\lambda/4$	40-20	-	>97%	>85%

Compatible Mounts