See all 216 Products in Family

TECHSPEC® 5mm Dia., 1mm Thick, VIS-NIR Coated, λ/4 Fused Silica Window



TECHSPEC® λ/4 UV Fused Silica Windows

Stock **#14-981** **2 In Stock**

- 1 + **C$190.40**

ADD TO CART

Volume Pricing	
Qty 1-5	**C$190.40** each
Qty 6-25	**C$151.20** each
Qty 26-49	**C$141.40** each
Need More?	Request Quote

Product Downloads

#Sorting:
4.00

General

Type:
Protective Window

Physical & Mechanical Properties

Clear Aperture CA (mm):
4.50

Diameter (mm):	5.00 +0.00/-0.10
Thickness (mm):	1.00 ±0.10
Parallelism (arcmin):	<1
Bevel:	Protective as needed
Clear Aperture (%):	90
Edges:	Fine Ground
Poisson's Ratio:	0.16
Young's Modulus (GPa):	73
Knoop Hardness (kg/mm^2):	522.00

Optical Properties

Coating:	VIS-NIR (400-1000nm)
Substrate:	Fused Silica (Corning 7980)
Index of Refraction (n_d):	1.458
Surface Quality:	40-20
Transmitted Wavefront, P-V:	λ/4
Abbe Number (v_d):	67.8
Coating Specification:	R_{abs} ≤0.25% @ 880nm R_{avg} ≤1.25% @ 400 - 870nm R_{avg} ≤1.25% @ 890 - 1000nm
Wavelength Range (nm):	400 - 1000
Damage Threshold, Reference:	5 J/cm^2 @ 532nm, 10ns

Material Properties

Density (g/cm^3):	2.20
Coefficient of Thermal Expansion CTE (10^{-6}/°C):	0.52 (+5 to +35°C) 0.57 (0 to +200°C) 0.48 (-100 to +200°C)
Fused Silica Grade:	7980 0G

Regulatory Compliance

RoHS 2015:	Compliant
Certificate of Conformance:	View
REACH 241:	Compliant

Product Details

- Available Uncoated or BBAR Coated for UV, Visible, and NIR
- Ideal for Imaging Applications
- Circular and Rectangular Sizes from 5 to 200mm
- 1λ or λ/10 UV Fused Silica Windows Also Available

TECHSPEC® λ/4 UV Fused Silica Windows are manufactured with 40-20 surface quality and λ/4 transmitted wavefront error specifications, making them ideal for imaging applications. Featuring UV fused silica substrates, these windows provide high transmission from the ultraviolet (UV) through the visible and near-infrared (NIR). Broadband anti-reflection (BBAR) coating options are available to minimize reflection losses and increase transmission. TECHSPEC λ/4 UV Fused Silica Windows are used in optical imaging applications, in low to medium powered laser applications, and as protective windows, especially in applications requiring transmission of UV light.

Technical Information

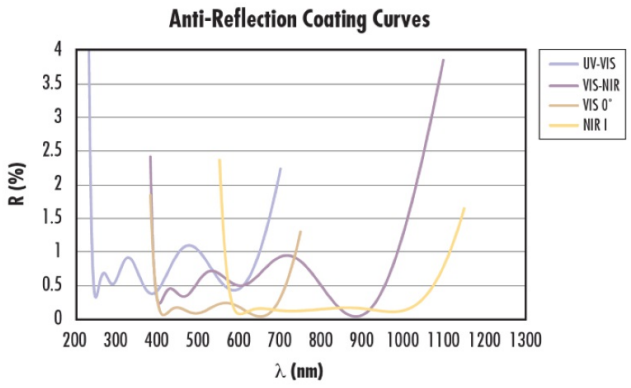

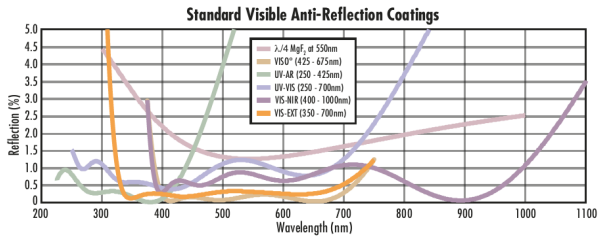

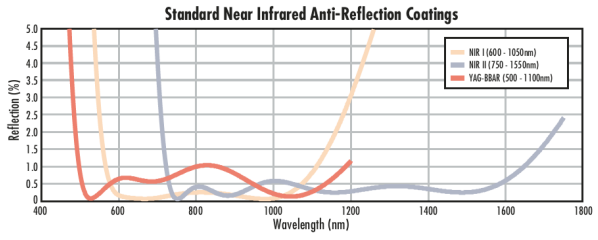

FUSED SILICA

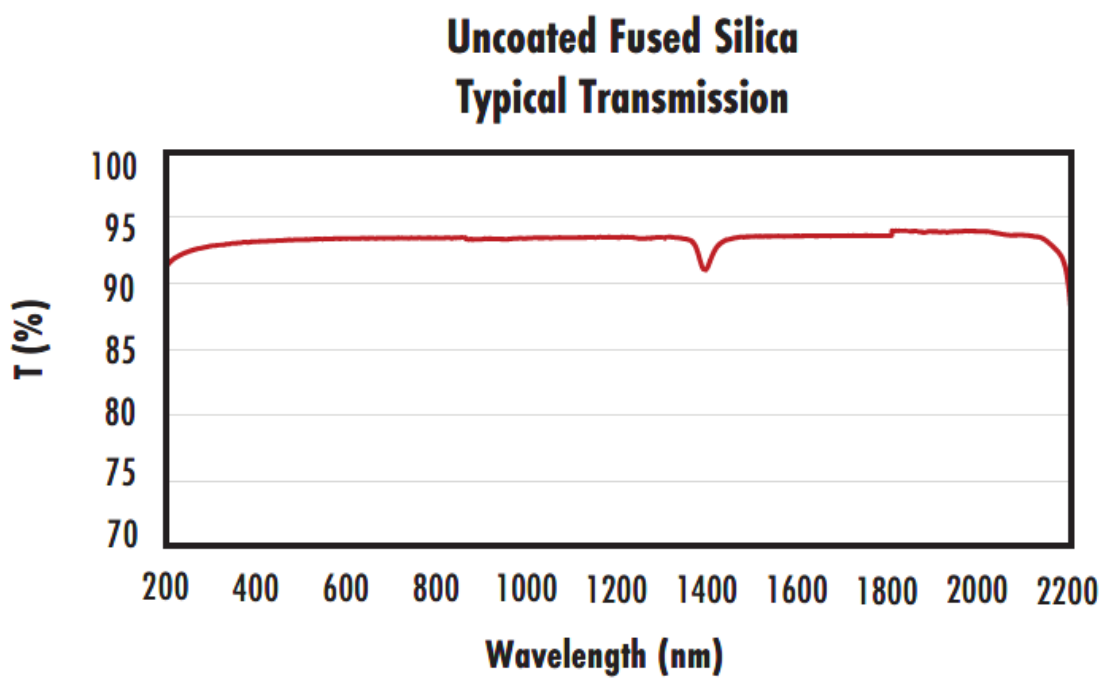

Typical transmission of a 3mm thick, uncoated fused silica window across the UV - NIR spectra.

Click Here to Download Data

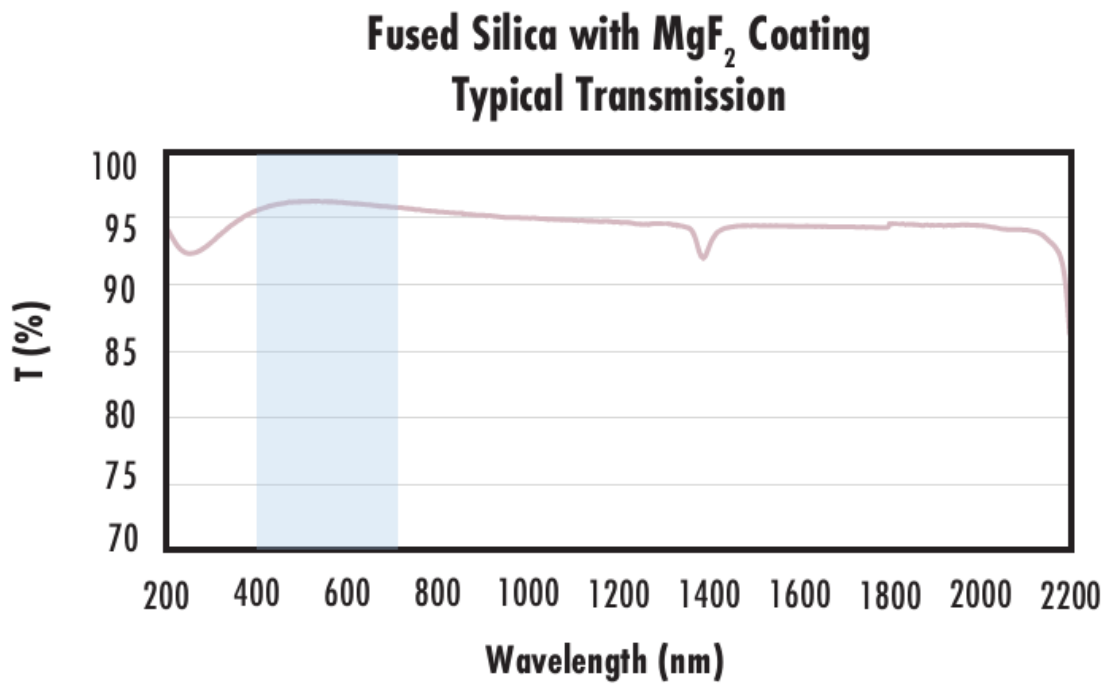

Typical transmission of a 3mm thick fused silica window with MgF2 (400-700nm) coating at 0° AOI.

The blue shaded region indicates the coating design wavelengh range, with the following specification:

$R_{avg} \leq 1.75\%$ @ 400 - 700nm (N-BK7)

Data outside this range is not guaranteed and is for reference only.

Click Here to Download Data

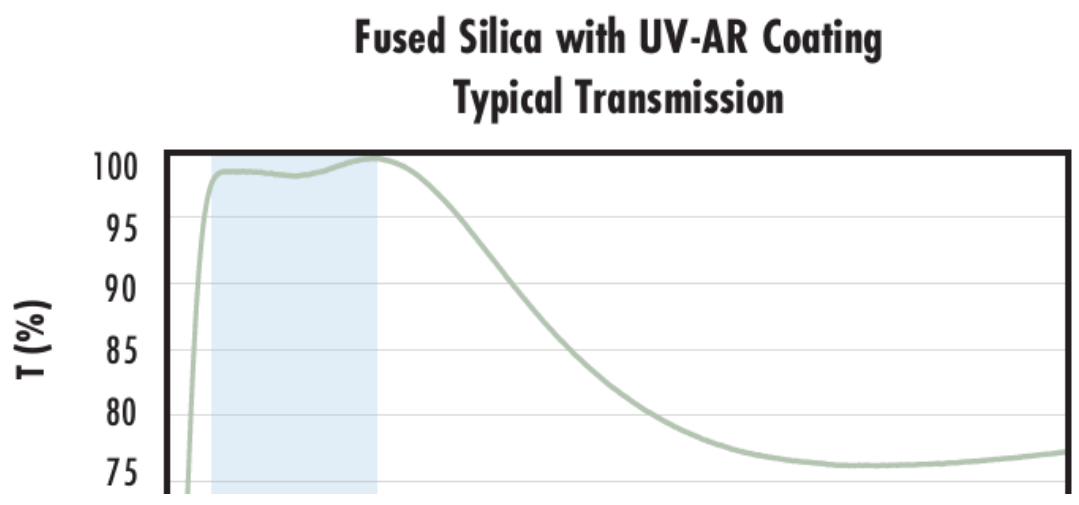

Typical transmission of a 3mm thick fused silica window with UV-AR (250-425nm) coating at 0° AOI.

The blue shaded region indicates the coating design wavelengh range, with the following specification:

$R_{abs} \leq 1.0\%$ @ 250 - 425nm
$R_{avg} \leq 0.75\%$ @ 250 - 425nm
$R_{avg} \leq 0.5\%$ @ 370 - 420nm

Data outside this range is not guaranteed and is for reference only.

Click Here to Download Data

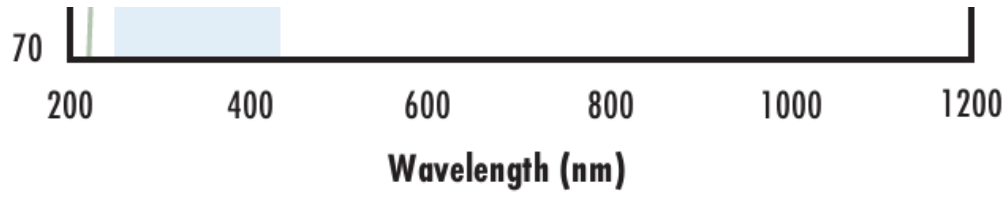

Fused Silica with UV-VIS Coating
Typical Transmission

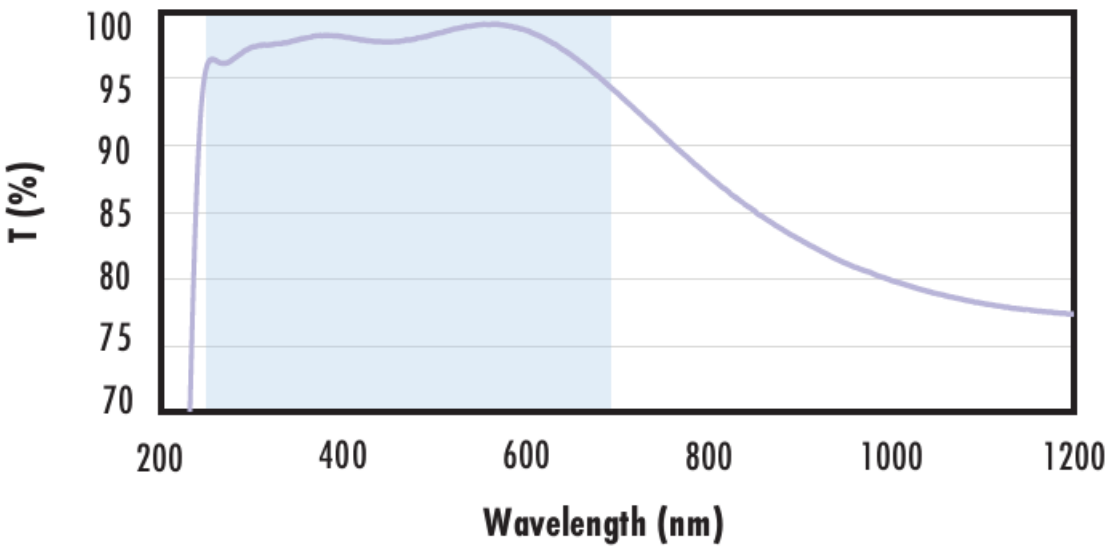

Typical transmission of a 3mm thick fused silica window with UV-VIS (250-700nm) coating at 0° AOI.

The blue shaded region indicates the coating design wavelengh range, with the following specification:

$R_{abs} \leq 1.0\%$ @ 350 - 450nm
$R_{avg} \leq 1.5\%$ @ 250 - 700nm

Data outside this range is not guaranteed and is for reference only.

Click Here to Download Data

Fused Silica with VIS-EXT Coating
Typical Transmission

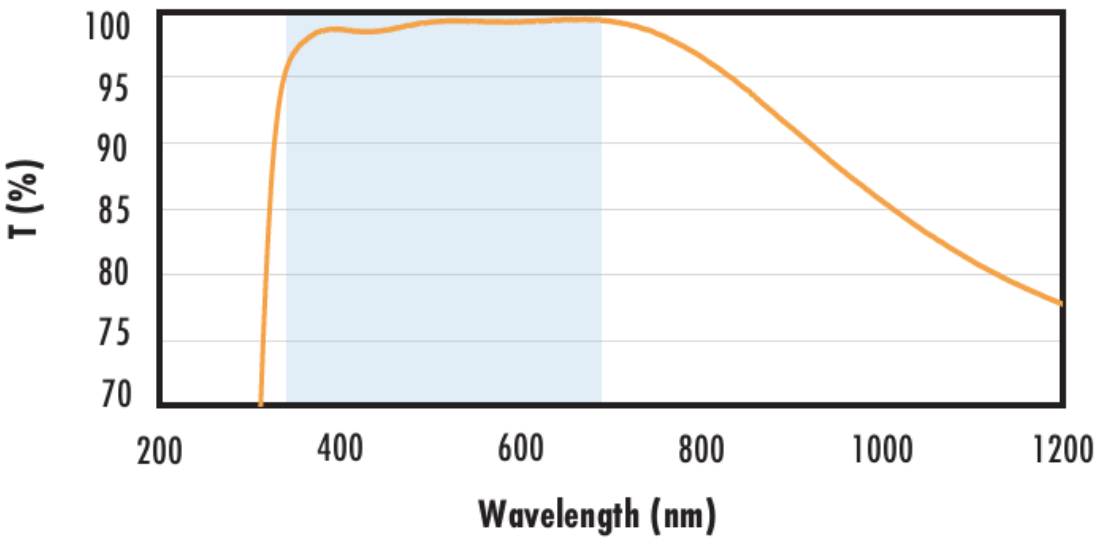

Typical transmission of a 3mm thick fused silica window with VIS-EXT (350-700nm) coating at 0° AOI.

The blue shaded region indicates the coating design wavelengh range, with the following specification:

$R_{avg} \leq 0.5\%$ @ 350 - 700nm

Data outside this range is not guaranteed and is for reference only.

Click Here to Download Data

Fused Silica with VIS-NIR Coating
Typical Transmission

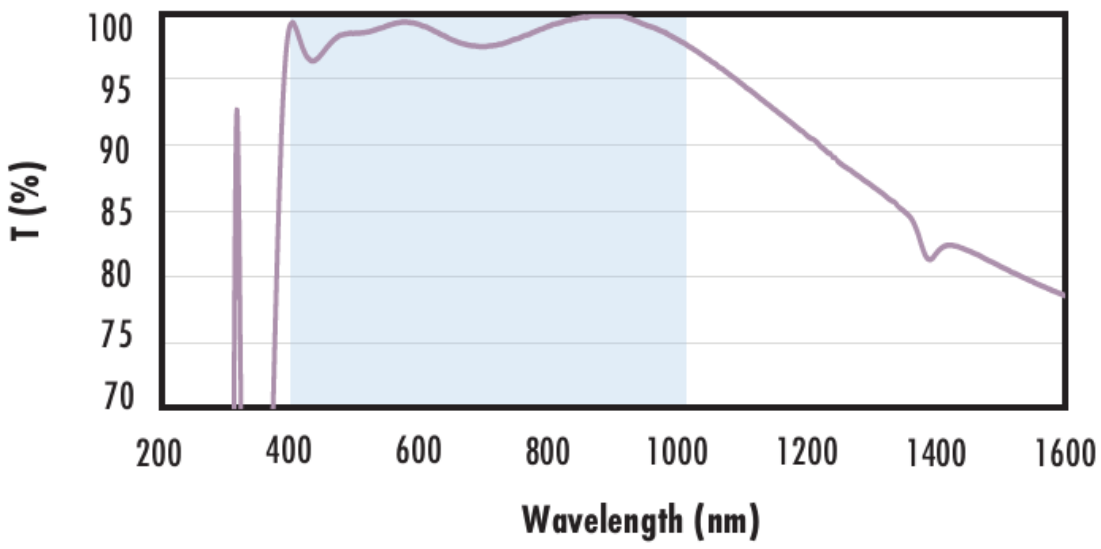

Typical transmission of a 3mm thick fused silica window with VIS-NIR (400-1000nm) coating at 0° AOI.

The blue shaded region indicates the coating design wavelengh range, with the following specification:

$R_{abs} \leq 0.25\%$ @ 880nm
$R_{avg} \leq 1.25\%$ @ 400 - 870nm
$R_{avg} \leq 1.25\%$ @ 890 - 1000nm

Data outside this range is not guaranteed and is for reference only.

Click Here to Download Data

Fused Silica with VIS 0° Coating
Typical Transmission

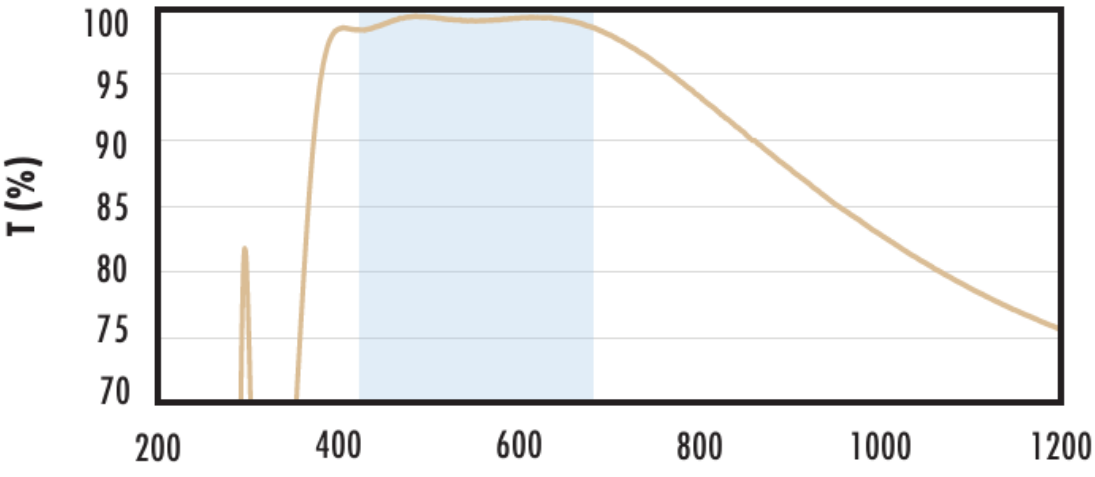

Typical transmission of a 3mm thick fused silica window with VIS 0° (425-675nm) coating at 0° AOI.

The blue shaded region indicates the coating design wavelengh range, with the following specification:

$R_{avg} \leq 0.4\%$ @ 425 - 675nm

Data outside this range is not guaranteed and is for reference only.

Click Here to Download Data

Wavelength (nm)

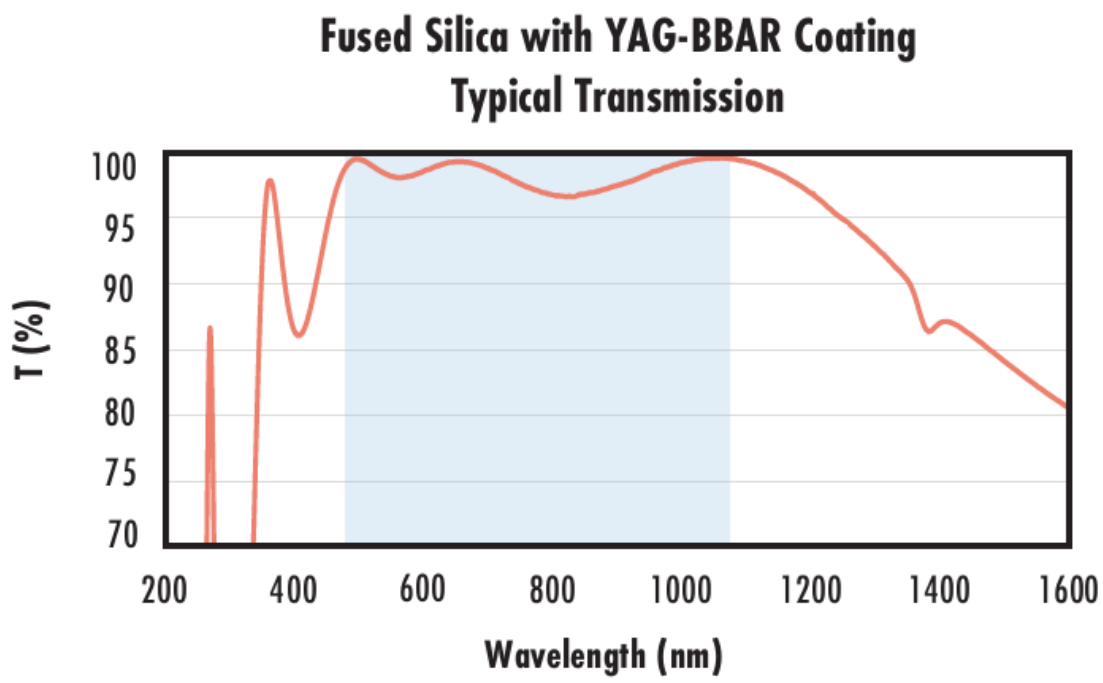

Typical transmission of a 3mm thick fused silica window with YAG-BBAR (500-1100nm) coating at 0° AOI.

The blue shaded region indicates the coating design wavelengh range, with the following specification:

$R_{abs} \leq 0.25\%$ @ 532nm
$R_{abs} \leq 0.25\%$ @ 1064nm
$R_{avg} \leq 1.0\%$ @ 500 - 1100nm

Data outside this range is not guaranteed and is for reference only.

Click Here to Download Data

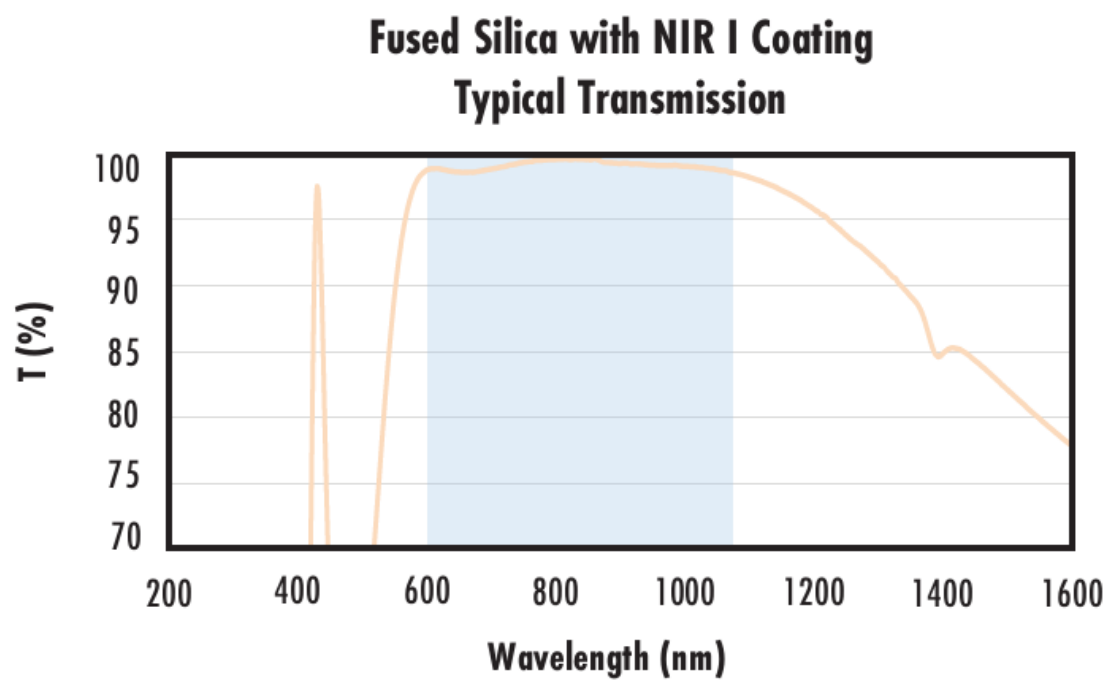

Typical transmission of a 3mm thick fused silica window with NIR I (600 - 1050nm) coating at 0° AOI.

The blue shaded region indicates the coating design wavelengh range, with the following specification:

$R_{avg} \leq 0.5\%$ @ 600 - 1050nm

Data outside this range is not guaranteed and is for reference only.

Click Here to Download Data

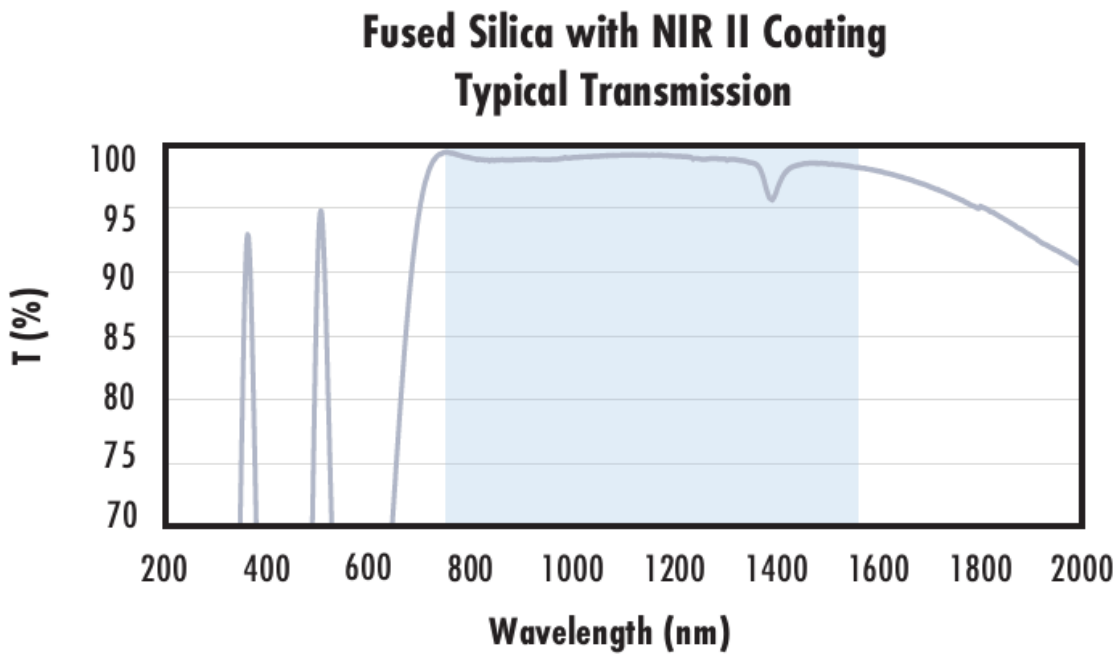

Typical transmission of a 3mm thick fused silica window with NIR II (750 - 1550nm) coating at 0° AOI.

The blue shaded region indicates the coating design wavelengh range, with the following specification:

$R_{abs} \leq 1.5\%$ @ 750 - 800nm
$R_{abs} \leq 1.0\%$ @ 800 - 1550nm
$R_{avg} \leq 0.7\%$ @ 750 - 1550nm

Data outside this range is not guaranteed and is for reference only.

Click Here to Download Data

Coating Curves

Custom

Edmund Optics offers comprehensive custom manufacturing services for optical and imaging components tailored to your specific application requirements. Whether in the prototyping phase or preparing for full-scale production, we provide flexible solutions to meet your needs. Our experienced engineers are here to assist—from concept to completion.

Our capabilities include:

- Custom dimensions, materials, coatings, and more
- High-precision surface quality and flatness
- Tight tolerances and complex geometries
- Scalable production—from prototype to volume

Learn more about our **custom manufacturing capabilities** or submit an inquiry **here.**

Compatible Mounts

;