

[« See all 423 Products in Family](#)
[All Products](#) / [Optics](#) / [Optical Lenses](#) / [Plano-Convex \(PCX\) Lenses](#) / [Standard Plano-Convex \(PCX\) Lenses](#) / [NIR II Coated Plano-Convex \(PCX\) Lenses](#)
TECHSPEC®

6.0mm Dia. x 7.5mm FL, NIR II Coated, Plano-Convex Lens


 Stock #67-460 **20+ In Stock** [Other Coating Options](#)

 - 1 + C\$60^{.90}
ADD TO CART


Volume Pricing	
Qty 1-9	C\$60.90 each
Qty 10-24	C\$54.60 each
Qty 25-49	C\$49.00 each
Need More?	Request Quote

Product Downloads	
STEP:stp	Curve:pdf
PDF Drawing:pdf	
ISO 10110 Drawing	
IGES:igs	Curve (xlsx):xlsx
Zemax:zar	Zemax:zmx
eDrawing:eprt	Code V:seq
EO Spec Sheet	Download All

General	
Type:	Plano-Convex Lens
Physical & Mechanical Properties	
Diameter (mm):	6.00 +0.0/-0.025
Centering (arcmin):	<3
Center Thickness CT (mm):	2.50 ±0.05
Edge Thickness ET (mm):	1.68
Clear Aperture CA (mm):	5.4
Bevel:	Protective as needed
Optical Properties	
Effective Focal Length EFL (mm):	7.50 @ 587.6nm
Back Focal Length BFL (mm):	6.10
Coating:	NIR II (750-1550nm)
Coating Specification:	R _{abs} ≤1.5% @ 750 - 800nm R _{abs} ≤1.0% @ 800 - 1550nm R _{avg} ≤0.7% @ 750 - 1550nm
Substrate: ⓘ N-SF11	Surface Quality: 40-20
Power (P-V) @ 632.8nm: 1.5λ	Irregularity (P-V) @ 632.8nm: λ/4
Focal Length Tolerance (%): ±1	Radius R₁ (mm): 5.89
f/#: 1.25	Numerical Aperture NA: 0.40

Wavelength Range (nm): 750 - 1550

Damage Threshold, By Design: 8 J/cm² @ 1064nm, 10ns

Regulatory Compliance

RoHS 2015: **Compliant**

Certificate of Conformance: **View**

Reach 242: **Compliant**

Need different specs or modifications?

Edmund Optics offers comprehensive custom manufacturing services for optical and imaging components tailored to your specific application requirements. Whether in the prototyping phase or preparing for full-scale production, we provide flexible solutions to meet your needs. Our experienced engineers are here to assist—from concept to completion.

Our capabilities include:

- Custom dimensions, materials, coatings, and more
- High-precision surface quality and flatness
- Tight tolerances and complex geometries
- Scalable production—from prototype to volume

Learn more about our [custom manufacturing capabilities](#) or submit an inquiry [here](#).

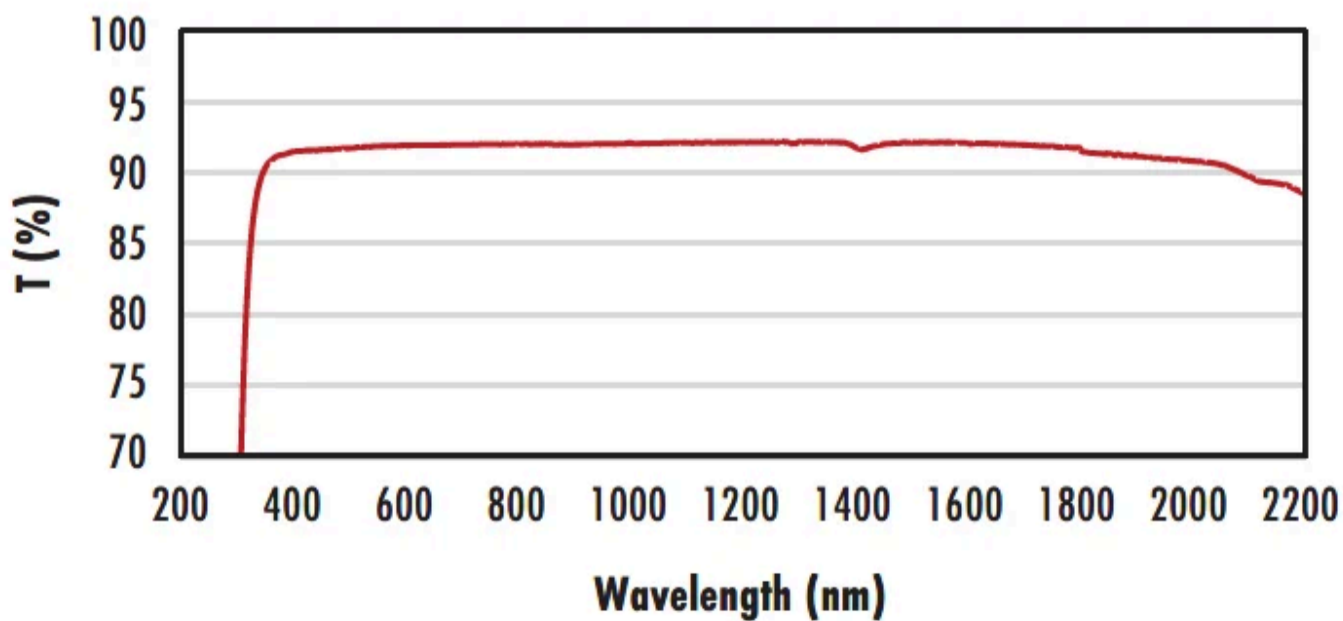
Product Details

- AR Coated to Provide <0.7% Reflectance per Surface for 750 - 1550nm
- Designed for 0° Angle of Incidence
- Various PCX Coating Options: **Uncoated**, **MgF₂**, **VIS 0°**, **VIS-NIR**, **NIR I**, **VIS-EXT**, and **YAG-BBAR**

TECHSPEC® NIR II Coated Plano-Convex Lenses have a positive focal length, making them ideal for collecting and focusing light in imaging applications. They are also useful in a variety of applications involving emitters, detectors, lasers, and fiber optics. TECHSPEC® NIR II Coated Plano-Convex Lenses are available in a wide variety of diameters and focal lengths. Identical designs of these PCX lenses are also offered **uncoated** or with broadband anti-reflective (BBAR) coatings, which include **MgF₂**, **VIS 0°**, **VIS-NIR**, **NIR I**, **VIS-EXT**, and **YAG-BBAR**.

Technical Information

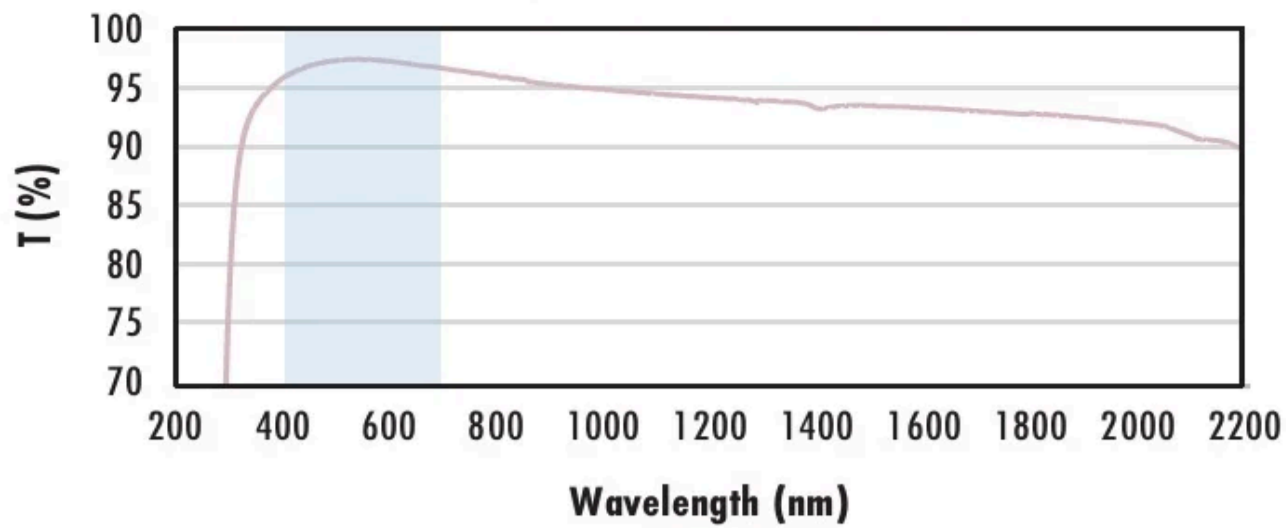
Uncoated N-BK7 Typical Transmission



Typical transmission of a 3mm thick, uncoated N-BK7 window across the UV - NIR spectra.

[Click Here to Download Data](#)

N-BK7 with MgF₂ Coating Typical Transmission



Typical transmission of a 3mm thick N-BK7 window with MgF₂ (400-700nm) coating at 0° AOI.

The blue shaded region indicates the coating design wavelength range, with the following specification:

$$R_{avg} \leq 1.75\% \text{ @ } 400 - 700\text{nm (N-BK7)}$$

Data outside this range is not guaranteed and is for reference only.

[Click Here to Download Data](#)

N-BK7 with VIS-EXT Coating Typical Transmission



Typical transmission of a 3mm thick N-BK7 window with VIS-EXT (350-700nm) coating at 0° AOI.

The blue shaded region indicates the coating design wavelength range, with the following specification:

$$R_{avg} \leq 0.5\% \text{ @ } 350 - 700\text{nm}$$

Data outside this range is not guaranteed and is for reference only.

[Click Here to Download Data](#)

N-BK7 with VIS-NIR Coating Typical Transmission



Typical transmission of a 3mm thick N-BK7 window with VIS-NIR (400-1000nm) coating at 0° AOI.

The blue shaded region indicates the coating design wavelength range, with the following specification:

$$\begin{aligned} R_{abs} &\leq 0.25\% \text{ @ } 880\text{nm} \\ R_{avg} &\leq 1.25\% \text{ @ } 400 - 870\text{nm} \\ R_{avg} &\leq 1.25\% \text{ @ } 890 - 1000\text{nm} \end{aligned}$$

Data outside this range is not guaranteed and is for reference only.

[Click Here to Download Data](#)

N-BK7 with VIS 0° Coating Typical Transmission



Typical transmission of a 3mm thick N-BK7 window with 0° (425–675nm) coating at 0° AOI.

The blue shaded region indicates the coating design wavelength range, with the following specification:

$$R_{avg} \leq 0.4\% \text{ @ } 425 - 675\text{nm}$$

Data outside this range is not guaranteed and is for reference only.

[Click Here to Download Data](#)

N-BK7 with YAG-BBAR Coating Typical Transmission



Typical transmission of a 3mm thick N-BK7 window with YAG-BBAR (500–1100nm) coating at 0° AOI.

The blue shaded region indicates the coating design wavelength range, with the following specification:

$$R_{abs} \leq 0.25\% \text{ @ } 532\text{nm}$$

$$R_{abs} \leq 0.25\% \text{ @ } 1064\text{nm}$$

$$R_{avg} \leq 1.0\% \text{ @ } 500 - 1100\text{nm}$$

Data outside this range is not guaranteed and is for reference only.

[Click Here to Download Data](#)

N-BK7 with NIR I Coating Typical Transmission



Typical transmission of a 3mm thick N-BK7 window with I (600 – 1050nm) coating at 0° AOI.

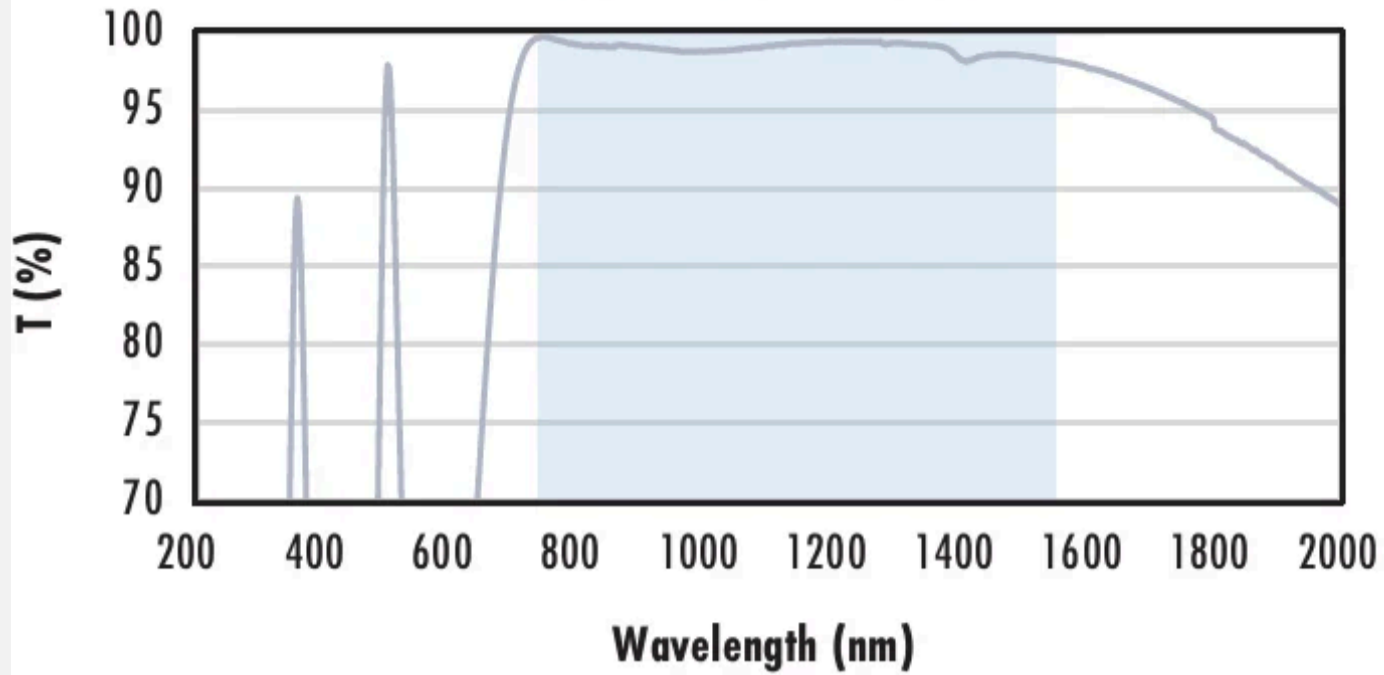
The blue shaded region indicates the coating design wavelength range, with the following specification:

$$R_{avg} \leq 0.5\% \text{ @ } 600 - 1050\text{nm}$$

Data outside this range is not guaranteed and is for reference only.

[Click Here to Download Data](#)

N-BK7 with NIR II Coating Typical Transmission



Typical transmission of a 3mm thick N-BK7 window with II (750 - 1550nm) coating at 0° AOI.

The blue shaded region indicates the coating design wavelength range, with the following specification:

$R_{abs} \leq 1.5\%$ @ 750 - 800nm
 $R_{abs} \leq 1.0\%$ @ 800 - 1550nm
 $R_{avg} \leq 0.7\%$ @ 750 - 1550nm

Data outside this range is not guaranteed and is for reference only.

[Click Here to Download Data](#)


Related Products



#13-800 - Small Lens Clamp for 4-8mm Dia. Optics
C\$240.80

Qty

Frequently Purchased Together



#02-540 - 265µm with 64 Fiber, Optical Grade Plastic Light Guide
C\$5.25

Qty



#32-442 - 38 x 150mm, 4-6λ Mirror
C\$47.95

Qty



#45-006 - 6.0mm Dia. x -6 FL, Uncoated, Plano-Concave Lens
C\$44.45

Qty









#45-374 - 3.0mm Dia. x -6 FL, Uncoated, Plano-Concave Lens
C\$78.40

Qty

Compatible Mounts

	Title	Type	Compare	Stock Number	Price	Buy
MORE+	6.0mm Optic Dia., Optic Mount	Fixed		#64-552	C\$45.85 Request Quote	2 In Stock <input type="text" value="1"/> <input type="button" value="Add to Cart"/>

	Title	Type	Compare	Stock Number	Price	Buy
MORE+ 	6mm Diameter, S-Mount Thin Optic Mount	Fixed		#63-941	C\$57.05 Request Quote	20+ In Stock <input type="text" value="1"/> 
MORE+ 	6mm Inner Single Optic Mount	Fixed		#38-745	C\$57.40 Request Quote	20+ In Stock <input type="text" value="1"/> 
MORE+ 	6mm Diameter, C-Mount Thin Optic Mount	Fixed		#54-613	C\$83.30 Request Quote	9 In Stock <input type="text" value="1"/> 

Check out our full selection of mounts [here](#).

Resources

Media Type

- Application Note
- Glossary
- Technical Tool
- Video
- FAQ
- Trending in Optics

APPLICATION NOTE

Anti-Reflection (AR) Coatings

APPLICATION NOTE

An Introduction to Optical Coatings

APPLICATION NOTE

Understanding Optical Specifications

APPLICATION NOTE

Lens Geometry Performance Comparison

GLOSSARY

NIR (Near Infrared)

GLOSSARY

VIS/NIR Coating

[View More](#)