

[See all 19 Products in Family](#)

90mm Dia Ring Light White

See More by [CCS](#)



CCS High-Angle LED Ring Lights

Stock **#21-784** **1 In Stock**

⊖ 1 ⊕ C\$2,793⁰⁰

ADD TO CART

Volume Pricing	
Qty 1+	C\$2,793.00 each
Need More?	Request Quote

Product Downloads

General

LDR2-90SW2 **Model Number:**

LED Illuminator **Type of Illumination:**

CCS **Manufacturer:**

High-Angle Ring Light **Geometry:**

Illumination Mode:

Constant

Physical & Mechanical Properties

OD: 90, ID: 50, Height: 20
Dimensions (mm):

170
Weight (g):

Optical Properties

White
Color:

Electrical

14
Power Consumption (W):

Hardware & Interface Connectivity

24
Input Voltage (V):

Power Supply:
Power Supply Required and Sold Separately.
USA: [#73-491](#)
Europe: [#73-491](#)
Japan: [#89-513](#)
Korea: [#33-773](#)
China: [#73-491](#)

Environmental & Durability Factors

5500
Color Temperature (K):

Regulatory Compliance

[Exempt](#)
RoHS 2015:

[Contains SVHC\(s\)](#)
Reach 224:

[View](#)
Certificate of Conformance:

Product Details

- High-Angle, Direct Lighting for Uniform Intensity
- Designed for Constant Output Power for Prolonged Use
- Ideal for Brightfield Illumination

CCS High-Angle LED Ring Lights provide illumination at a high angle of incidence for brightfield imaging applications. High density LED mounting and a flexible circuit board ensures uniform illumination intensity across all sizes of ring lights. These high-angle LED ring lights are designed to maintain constant output power over prolonged periods. CCS High-Angle LED Ring Lights alleviate the influence of slight differences in position or inclination of a sample for stable imaging and are ideal for industrial and manufacturing applications.

[3D-Printable Mount Files](#)



Ring Light Configuration

[Download Now](#)

Designed for use with the [Articulating Arm Mounting Systems](#), these 3D-printed mounts allow easy positioning of lights in brightfield or darkfield setups. The design is based on mounting illumination to 1/4-20" breadboards or into 80/20 extrusion systems, but can be adapted based on user needs. Mounts are available for ring, bar, line, and inline spot lights.



[Application Note](#)

[Illumination Mounts for Machine Vision Applications](#)

[Read](#)




[Video](#)

[Assembly of 3D Printed Mounts for Common Illumination Geometries](#)

[Watch](#)

Technical Information

Imaging Example: Imaging Electrodes of Electronic Parts



Description	Visual inspection
Workpiece	Electronic parts
Conventional lighting	LED Bar Light
New lighting	LDR2-32RD2
Result	Improved uniformity

Workpiece image



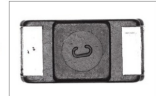
Electronic parts

LED Bar Light



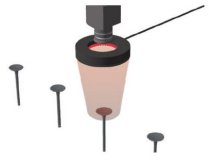
It's difficult to make an image of the electrode part using a Bar Light.

LDR2-32RD2




A Ring Light can illuminate the electrode part evenly and make an image.

➤ Imaging Example: Imaging Text on Intake Valves




Description	Character recognition
Workpiece	Intake valves (automobile parts)
Conventional lighting	LED Ring Light
New lighting	LDR2-50RD2
Result	Emphasized characters

Workpiece image




Intake valves

LED Ring Light



It's difficult to clearly recognize the text due to the inner indentation.

LDR2-50RD2



Allows for image that makes the character edges stand out.

;