

[See all 94 Products in Family](#)

## Basler AC Power Cord USA, 1.8m

See More by [Basler](#)



Basler ace2 GigE Cameras (Front)



Stock **#90-033** NEW CONTACT US

⊖ 1 ⊕ C\$18<sup>20</sup>

ADD TO CART

| Volume Pricing |                               |
|----------------|-------------------------------|
| Qty 1+         | C\$18.20 each                 |
| Need More?     | <a href="#">Request Quote</a> |

**Note:** This item requires accessories for use | [Learn More](#)

### Product Downloads

### General

Camera Accessory **Type:**

Requires Power Supply [#16-644](#) **Note:**

### Physical & Mechanical Properties

## Regulatory Compliance

Certificate of Conformance:

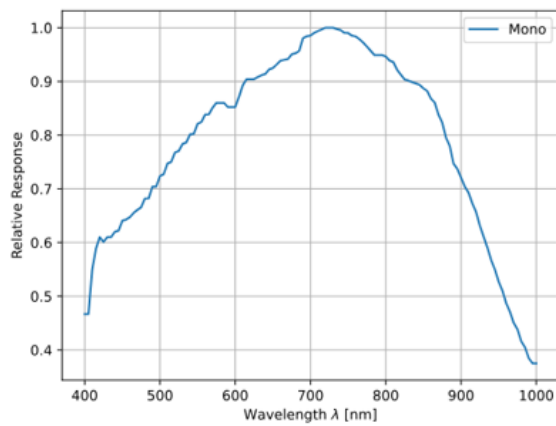
[View](#)

## Product Details

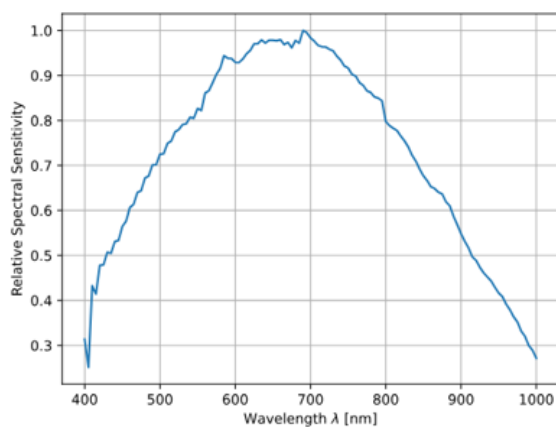
- SONY Pregius S Sensors Available with up to 24MP
- Proven Compact Housing (29 x 29mm)
- Powerful Computer Vision Feature Set with Optional Beyond Features
- [Basler ace GigE Cameras](#) Also Available

Basler ace2 GigE/5GigE Cameras are available in two versions that provide optimized hardware design, proven compact and robust housing, and state of the art CMOS sensor technology with excellent image quality from Sony's 2nd-Gen Pregius, 3rd-Gen STARVIS, or the latest 4th-Gen Pregius S sensors. These second-generation Ace cameras include all of the components of the first-generation Ace cameras along with integrated features such as a status LED, removable IR cut filter, and robust M8 connector. The Basler ace2 GigE/5GigE Camera Basic version offers excellent price to performance ratio with powerful Computer Vision feature set, while the Pro version unlocks unique advanced Beyond features such as Pixel Beyond and Compression Beyond for maximum performance to meet with demanding application requirements. These cameras include the industry proven Basler Pylon SDK Software and Driver and conform to GenICam (GigE Vision 2.0) standards, making them a fast and cost-effective solution to software integration. Basler ace2 Cameras are available in both GigE, 5GigE and USB3.0 interfaces and are ideal for a wide range of applications such as factory automation and industrial robotics.

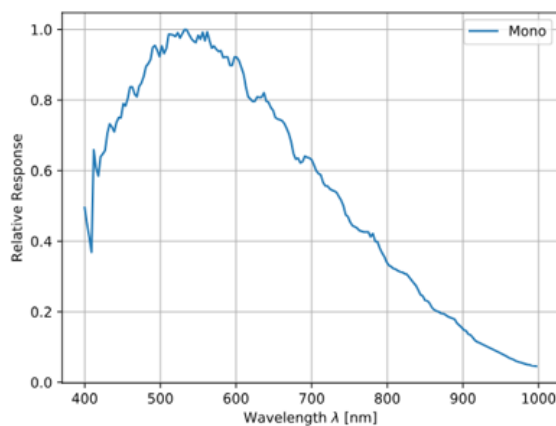
## Technical Information



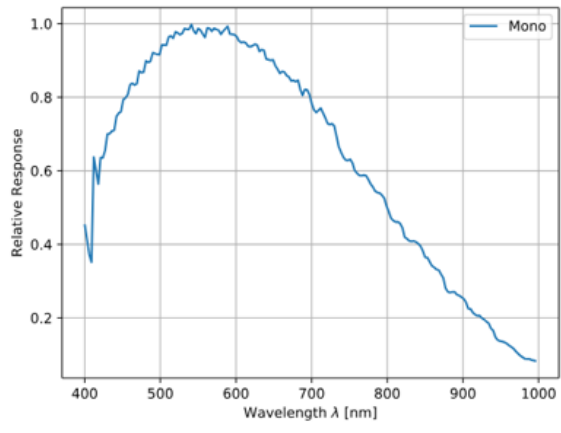
IMX676 Sensor QE Curve



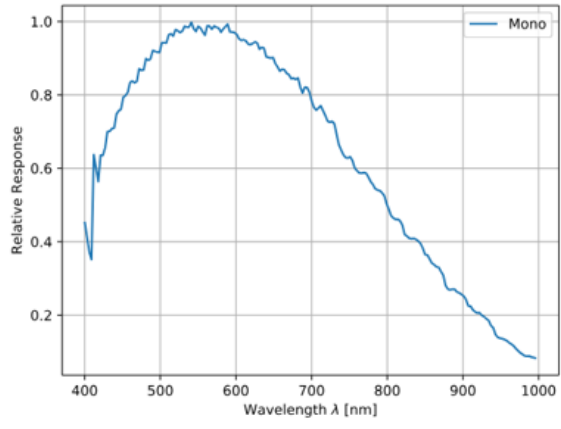
IMX900 Sensor QE Curve



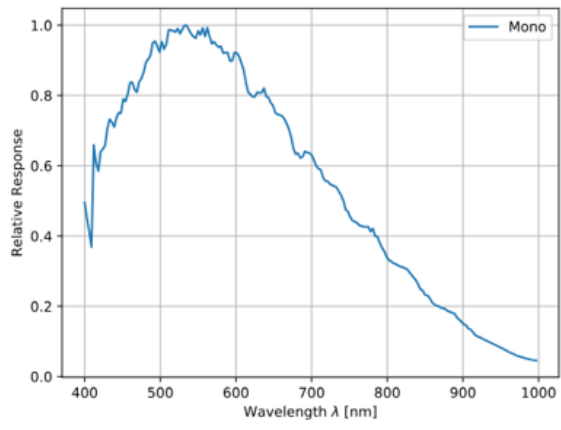
GMAX2505 Sensor QE Curve



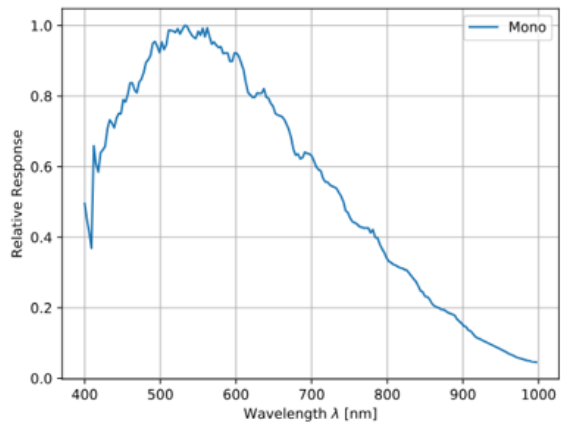
IMX546 Sensor QE Curve



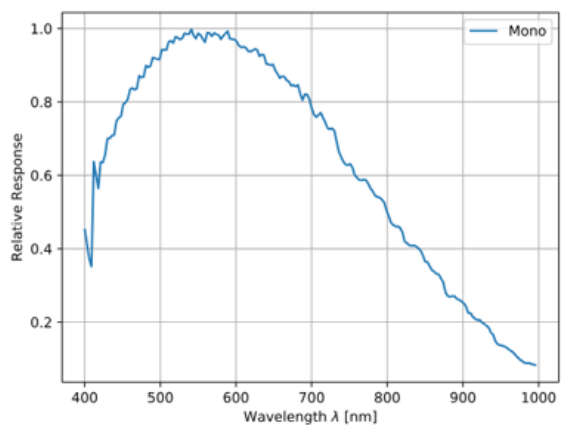
IMX545 Sensor QE Curve



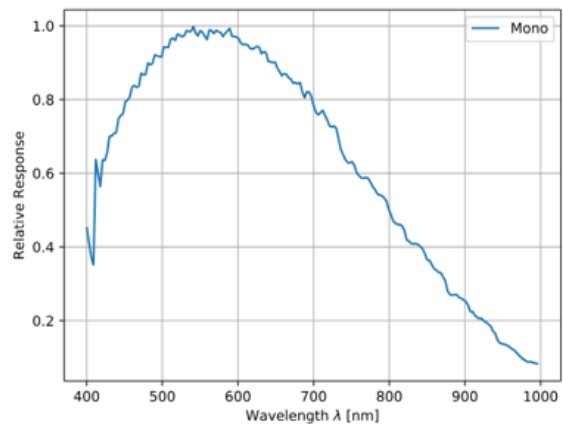
GMAX2509 Sensor QE Curve



GMAX2518 Sensor QE Curve



IMX547 Sensor QE Curve



E2525A Sensor QE Curve