

Bench Mounted Laser Detection Head VIS



Bench Mounted Laser Detection Head VIS #55-297

Stock #55-297 **5 In Stock**



- 1 +


C\$354^{.20}

ADD TO CART

Volume Pricing	
Qty 1-5	C\$354.20 each
Qty 6-24	C\$336.00 each
Need More?	Request Quote

Product Downloads

 [Curve.pdf](#)  [EO Spec Sheet](#)

 [Download All](#)

General

Type: Detection Head	Typical Applications: Ar-Ion, HeNe, HeCd, Nd:YAG, etc.
-----------------------------	---

Physical & Mechanical Properties

Active Area Diameter (mm): 35.00	Outer Diameter (mm): 70.00
Thickness (mm): 8.00	

Optical Properties

Wavelength: VIS	Emission Color: Orange/Red (655nm), Broadband (600 - 730nm)
Stimulation Range: Band 1: 400 - 640nm Band 2: 800 - 1700nm	Minimum Stimulation, Pulsed: 2 kW/cm ² @ 1064nm, 7ns, 10Hz

Electrical

Persistence (Stimulation Removed): Visible: 0.5 - 3 s (dependent on ambient light) IR: <0.5 s	Minimum Stimulation, Continuous: <1 nW/cm ² @ 450nm <25 μW/cm ² @ 950nm
Maximum Stimulation, Continuous: 100 W/cm ² @ 512nm	Maximum Stimulation, Single Pulse: 850 MW/cm ² @ 337nm, 4ns 60 MW/cm ² @ 1064nm, 7ns

Regulatory Compliance

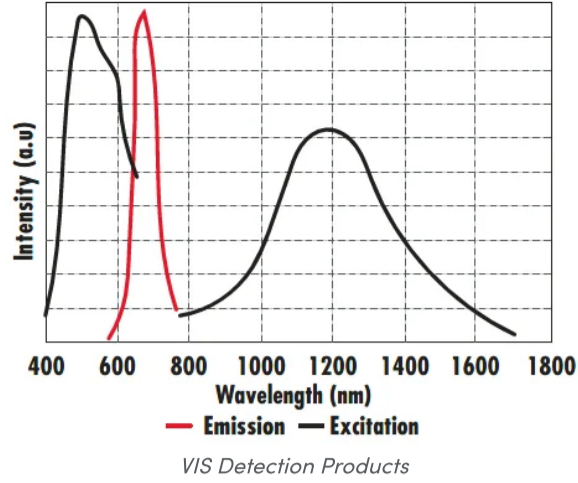
Reach 191: Compliant	RoHS 2015: Compliant
Certificate of Conformance: View	

Product Details

- Full Spectrum Coverage: UV, VIS, IR Series
- 3 Mounted Formats Have Safe, Non-reflective Encapsulation
- Unique, No Pre-charge for IR Detection and No Fading During Use
- Flexibility for Either Transmission or Reflective Viewing

Laser Detection Products offer UV, visible, and IR laser users' greater performance and safety. They reduce problems associated with beam visualization, profiling, and alignment in many applications. Each range is available in three formats. Laser Detection Products' laminated credit card style is for low-power sources and reflective viewing only. The 25mm disk and clip-on wand style is used when frequent component positioning is required. The removable disk is positional at an optics location to enable precise alignment, while the wand format permits handling into the beam path. The optical bench-mountable head format has a large active area and ¼-20 threaded mounting for standard English post/post holder integration.

Technical Information



Laser Detection Products				
	UV	VIS	IR	NIR
Stimulation Range	250 - 550nm	Band 1: 400 - 640nm Band 2: 800 - 1700nm	Band 1: 790 - 840nm Band 2: 870 - 1070nm Band 3: 1550nm	700 - 1400nm
Typical Applications	HeCd, Ar-Ion, tripled Nd:YAG, etc.	Ar-Ion, HeNe, HeCd, Nd:YAG, etc.	808nm, 820nm, 830nm, 880nm, 960 - 980nm Laser Diodes, Nd:YAG, 1550nm telecommunications	Nd:YAG, Fiber Laser
Emission Color	Yellow (580nm), Broadband (490nm - 700nm)	Orange/Red (655nm), Broadband (600 - 730nm)	Green (550nm), other peaks at Red (673nm) and Blue (400nm)	Orange/Red (655nm)
Persistence (Stimulation Removed)	6 s - 4 mins (dependent on ambient light)	Visible: 0.5 - 3 s (dependent on ambient light) IR: <0.5 s	800µs	<50 ms
Continuous (Minimum Stimulation)*	<1nW/cm ² @ 450nm & 365nm	<1nW/cm ² @ 450nm <25µW/cm ² @ 950nm	<2µW/cm ² @ 808nm <175 nW/cm ² @ 960nm <100µW/cm ² @ 1550nm	8µW/cm ² @ 1064nm
Pulsed (Minimum Stimulation)*	<8W/cm ² @ 337nm, 4ns, 20Hz, <40W/cm ² @ 337nm, 4ns, 1Hz	2 kW/cm ² @ 1064nm, 7ns, 10Hz	250 kW/cm ² @ 1064nm, 7ns, 10Hz	N/A
Continuous (Maximum Stimulation)	100W/cm ² @ 512nm (all formats)	100W/cm ² @ 512nm (all formats)	100W/cm ² (all formats)	100W/cm ² @ 1064nm (estimated)
Single Pulse (Maximum Stimulation)	130MW/cm ² @ 337nm, 4ns (card only) 850MW/cm ² @ 337nm, 4ns (other formats) 60MW/cm ² @ 1064nm, 7ns (all formats)	130MW/cm ² @ 337nm, 4ns (card only) 850MW/cm ² @ 337nm, 4ns (other formats) 60MW/cm ² @ 1064nm, 7ns (all formats)	35MW/cm ² @ 1064nm, 7ns (all formats)	35MW/cm ² @1064nm, 7ns (estimated)

*Measured in darkened conditions

Frequently Purchased Together



#55-215 - Laser Detection Card VIS
C\$151.20



#55-294 - Laser Detection Wand VIS
C\$277.20



#55-292 - Laser Detection Card IR
C\$151.20



#55-295 - Laser Detection Wand IR
C\$277.20



Resources

Media Type

- Video
- Glossary
- Application Note
- FAQ
- Scientific Paper

▶ VIDEO
Beam Combining for Increased Power

GLOSSARY
Pockels Cell

APPLICATION NOTE
Beam Quality and Strehl Ratio

APPLICATION NOTE
Laser Resonator Modes

APPLICATION NOTE
Simplifying Laser Alignment

▶ VIDEO
Aligning Mount for AdOptica Beamshapers

[View More](#)