



[See all 9 Products in Family](#)

Blue Fluorescent Filter (B), 12.5mm Diameter



Stock #84-885 **CLEARANCE** 20+ In Stock

- 1 + C\$214⁴³

ADD TO CART

Volume Pricing	
Qty 1+	C\$214.43 each
Need More?	Request Quote

Product Downloads

General

Color Filter **Type:**

Physical & Mechanical Properties

12.50 ±0.10 **Diameter (mm):**

3.00 ±0.10 **Thickness (mm):**

Optical Properties

B **Glass/Filter Number:**

Lumilass **Substrate:**

Uncoated **Coating:**

Blue **Color:**

1.477 **Index of Refraction (n_d):**

405.00 **Peak Emission Wavelength (nm):**

200 - 400 **Excitation Wavelength (nm):**

365.00 **Peak Excitation Wavelength (nm):**

Performance

$\sim 1\mu\text{W}/\text{cm}^2$ **Minimum Sensitivity:**

Material Properties

398.00 **Transformation Temperature ($^{\circ}\text{C}$):**

Regulatory Compliance

[Compliant](#) **RoHS 2015:**

[View](#) **Certificate of Conformance:**

[Compliant](#) **Reach 250:**

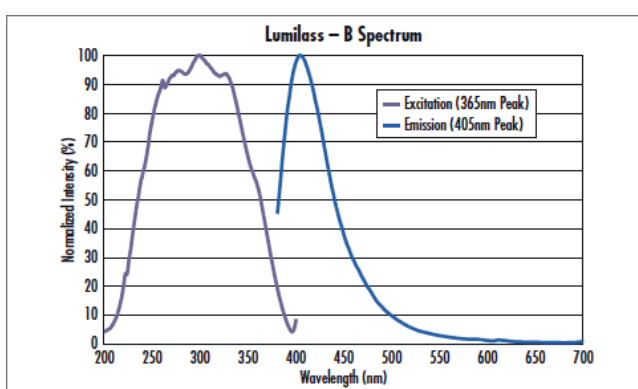
Product Details

- Excite with UV Illumination
- Wide Range of Fluorescence Colors
- High Sensitivity and Durability

Fluorescent Glass Filters absorb UV energy (peak absorption at 365nm) and re-emit light into the visible spectrum. Appearing colorless when not exposed to UV light, these filters are available with red, orange, yellow, green, blue, and purple emission colors. Sensitivity as low as $\sim 1\mu\text{W}/\text{cm}^2$ allows for these filters to transform faint UV sources to detectable visible light. Fluorescent Glass Filters are ideal for use in fluorescence microscopy, excimer laser detection and characterization, and as a standard test material for fluorescence characteristics

These fluorescent glass filters are ideal for blocking excitation light while efficiently transmitting emission wavelengths in fluorescence imaging and spectroscopy. Manufactured from high-quality colored glass, they offer sharp spectral cutoffs and strong out-of-band blocking without the need for complex coating stacks. These durable glass filters are well-suited for use in research microscopes, fluorescence systems, and other light-sensitive optical setups requiring consistent and stable spectral performance.

Technical Information



Compatible Mounts