

[See all 5 Products in Family](#)

Calcium Fluoride, 25.4mm, Uncoated, ISP Optics IR Right Angle Prism | CF-RP-25

See More by [ISP Optics](#)



Infrared (IR) Right Angle Prisms

Stock **#19-707** CLEARANCE **3 In Stock**

C\$2,786⁰⁰

ADD TO CART

Volume Pricing	
Qty 1-5	C\$2,786.00 each
Qty 6-25	C\$2,226.00 each
Qty 26-49	C\$2,086.00 each
Need More?	Request Quote

Product Downloads

General

Right Angle Prism Type:

CF-RP-25 Model Number:

Physical & Mechanical Properties

Dimensional Tolerance (mm):

±0.25

Clear Aperture (%):

85.00

Length of Hypotenuse (mm):

35.90

Length of Legs (mm):

25.40

Optical Properties

Coating:

Uncoated

Substrate:

Calcium Fluoride (CaF₂)

Surface Quality:

40-20

Angle Tolerance (arcmin):

±10

Image Orientation:

Left-Handed

Ray Deviation (°):

90

Wavelength Range (nm):

200 - 7000

Wavelength Range (μm):

0.2 - 7

Surface Flatness (P-V):

2λ

Regulatory Compliance

RoHS 2015:

Compliant

Certificate of Conformance:

[View](#)

Reach 240:

Compliant

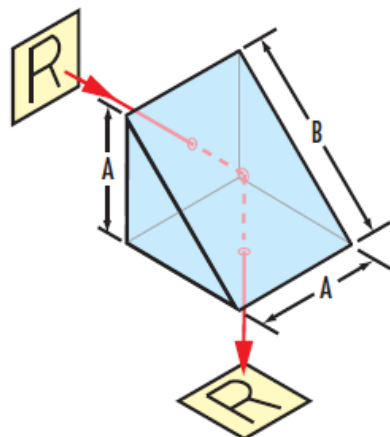
Product Details

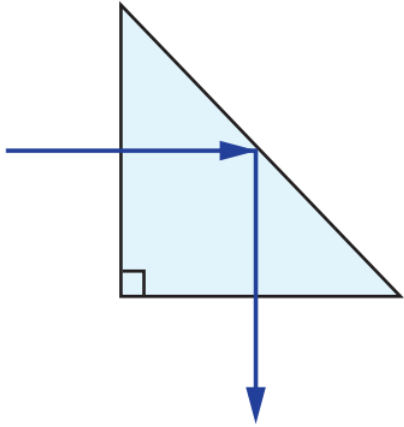
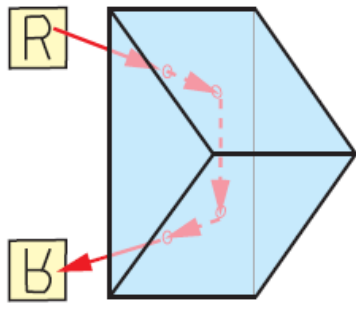
- CaF₂, Ge, and ZnSe Substrates
- Ray Deviation of 90°
- Ideal for Use with Collimated Sources
- Additional [Infrared Optics](#) Available

ISP Optics Infrared (IR) Right Angle Prisms provide 90° or 180° redirection of laser beam or image paths depending on the input prism surface. Available with calcium fluoride (CaF₂), germanium (Ge), or zinc selenide (ZnSe) substrates, these right-angle prisms are ideal for a range of IR laser and imaging applications. CaF₂ offer a low refractive index and broad transmission range from 0.2 – 7μm, making it useful for applications requiring high transmission from the UV through the IR. Ge is transmissive from 2 – 14μm with a high index of 4.002 at 11μm and is used in applications where the optical path length needs to be maximized. ZnSe has high, even transmission from 0.6 - 18μm and is typically integrated with CO₂ laser systems that feature a 632.8nm HeNe alignment laser and 10.6μm output beam. ISP Optics Infrared (IR) Right Angle Prisms can be used in combination for beam/image displacement.

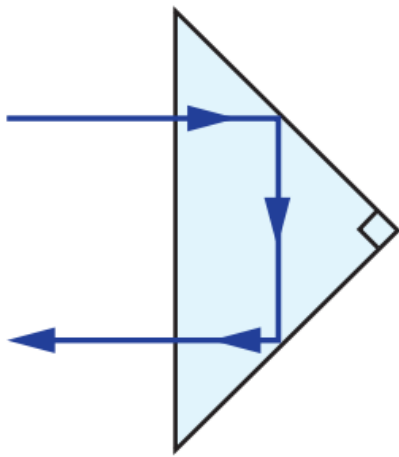
Note: Special care should be taken when handling Zinc Selenide as it is a toxic material. Always wear rubber or plastic gloves to avoid risk of contamination.

Technical Information

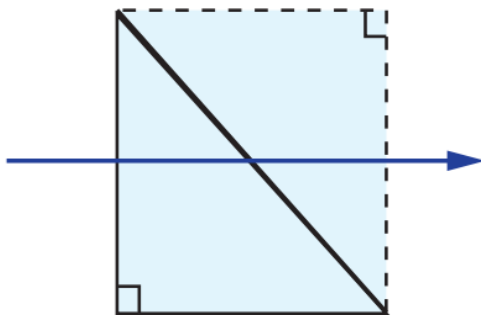




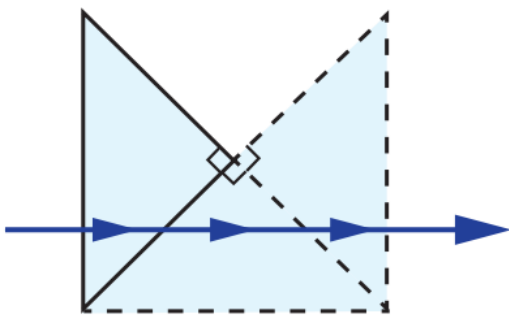
Right Angle Prism Ray Path



Right Angle Prism Ray Path



Right Angle Prism Tunnel Diagram



Right Angle Prism Tunnel Diagram

Special Handling

These optics require special handling to avoid damage and ensure long-term performance. Proper handling, cleaning, and storage are essential to maintain optical quality. Explore our [Optics Cleaning Resources](#) for step-by-step guides and best practices. For personalized assistance, [Email us](#) or [Chat](#) with our technical support team.



Component Handling Tools

