

[See all 22 Products in Family](#)

25mm Dia., 10 x 20° Diffusion Angle, Elliptical Diffuser



Elliptical Diffuser

Stock #28-933 **20+ In Stock**

⊖ 1 ⊕ C\$114⁰⁰

ADD TO CART

Volume Pricing

Qty 1-9	C\$114.80 each
Qty 10-25	C\$102.90 each
Qty 26-49	C\$91.70 each
Need More?	Request Quote

Product Downloads

General

Elliptical Diffuser **Type:**

Physical & Mechanical Properties

25.00 ±0.13 **Diameter (mm):**

1.59 ±0.16 **Thickness (mm):**

Optical Properties

10 x20 **Diffusing Angle (°):**

PMMA **Substrate:**

Environmental & Durability Factors

-34 to +70 **Operating Temperature (°C):**

Regulatory Compliance

[View](#) **Certificate of Conformance:**

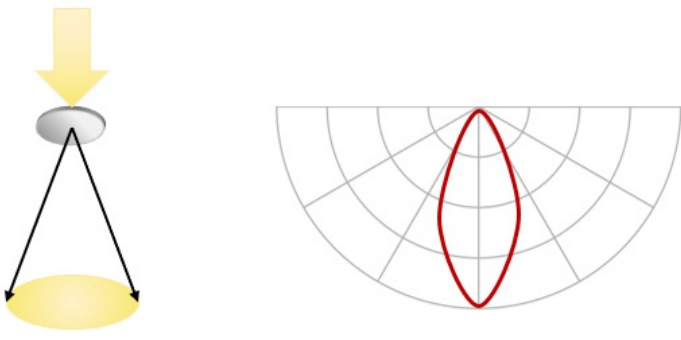
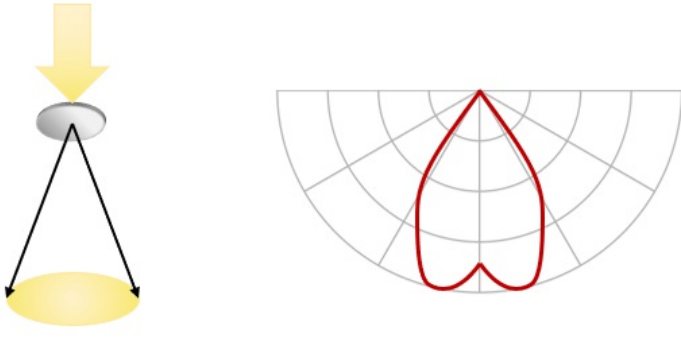
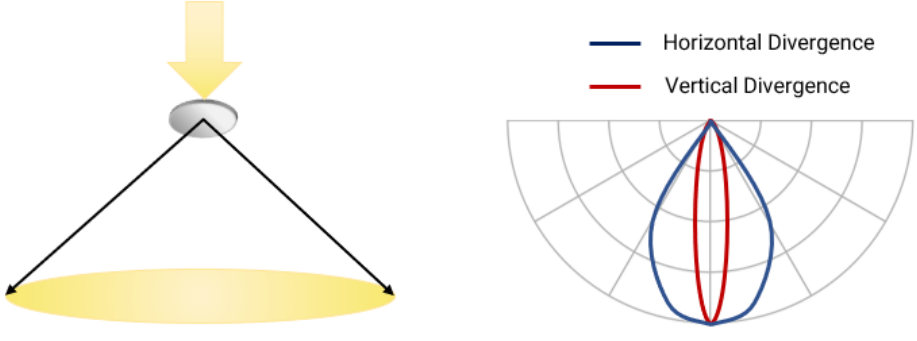
Product Details

- High Efficiency, Angle Bending, Batwing, and Elliptical Configurations Available
- Transmission Efficiency >88%
- Low-Cost, High-Performance Diffusers

Beam Shaping Diffusers provide an even distribution of LED and fluorescent illumination in a variety of configurations including High Efficiency, Angle Bending, Batwing, and Elliptical while maintaining a high transmission efficiency of >88%. The high efficiency and angle bending configurations provide even light distribution whereas the batwing and elliptical configurations distribute light according to their respective geometries. Beam Shaping Diffusers feature diffusing angles between 8° - 127° and are available as 25mm diameter unmounted optics with a thickness of no more than 1.75mm, enabling easy integration into a variety of bench top or OEM applications. These Diffusers are ideal for applications where excellent depixelation, angle control, color mixing, and color uniformity are required.

Technical Information

BEAM SHAPING DIFFUSERS

Type of Diffuser	Description	Diffusion Example
High Efficiency Diffuser	High Efficiency Diffusers are ideal for providing even illumination in LED applications. They provide excellent depixelation, angle control, and color uniformity.	
Linear Batwing Diffuser	Linear Batwing Diffusers diffuse light in a batwing distribution, ideal for eliminating central hotspots from a light source. Incident light should be from the glossy, specularly-reflective side of these diffusers for optimal performance. Light distributions may vary significantly depending on the light source used.	
Elliptical Diffuser	Elliptical Diffusers diffuse light asymmetrically, creating an elliptical light pattern. The diffusing angles are specified as W x L.	
Angle Bending Diffuser	Angle Bending Diffusers both redirect and diffuse incident light, ideal for creating diffuse lighting in space-constrained environments.	