

## Ethernet Controller for Spot Light Illuminators, 2 Channels

See More by [CCS](#)



Stock #21-876 **2 In Stock**

⊖ 1 ⊕ C\$1,309<sup>00</sup>

**ADD TO CART**

### Volume Pricing

Qty 1+	C\$1,309.00 each
Need More?	<a href="#">Request Quote</a>

### Product Downloads

### General

PJ2-1505-2CAPE **Model Number:**

2 **Number of Channels:**

CCS **Manufacturer:**

### Physical & Mechanical Properties

119.6 x 130 x 82.6 **Dimensions (mm):**

## Electrical

38 Power Consumption (VA):

## Hardware & Interface Connectivity

100 - 240 Input Voltage (V):

## Regulatory Compliance

Exempt RoHS 2015:

Contains SVHC(s) Reach 224:


View Certificate of Conformance:

## Product Details

- Ideal for Alignment and Measurement Applications
- L-Type and Cylindrical Housing Options
- Available with 8mm or 12mm Tip

CCS LED Spot Light Illuminators provide high intensity output and uniform spot lighting in a lightweight and compact housing. Available in two configurations, the L-Type orients the LED at a right angle to save horizontal space in compact applications while the cylindrical type provides a higher output intensity in a longer overall housing. Both housing options are available with red, white, blue, green, and IR outputs. CCS LED Spot Light Illuminators are ideal for alignment of LCD's or circuit boards (PCB's), dimension measurement applications, or as a light source for spot illumination. 8mm diameter tip configurations integrate directly with [TECHSPEC® CompactTL™ Telecentric Lenses](#).

### 3D-Printable Mount Files




Spot Light Configuration


[Download Now](#)

Designed for use with the [Articulating Arm Mounting Systems](#), these 3D-printed mounts allow easy positioning of lights in brightfield or darkfield setups. The design is based on mounting illumination to 1/4-20" breadboards or into 80/20 extrusion systems, but can be adapted based on user needs. Mounts are available for ring, bar, line, and inline spot lights.

 [Application Note](#)

Illumination Mbunts for Machine Vision Applications  
[Read](#) 

  
**Video**

Assembly of 3D Printed Mbunts for Common Illumination Geometries  
[Watch](#) 

---

;