

LUCID Vision Labs Phoenix™ PHX032S-MNF, Sony IMX265, 3.2 MP, Monochrome Camera

See More by [LUCID Vision Labs™](#)



LUCID Vision Labs Phoenix™ Power over Ethernet (PoE) Cameras



Stock #13-673 [CONTACT US](#) [Similar Cameras](#)

- 1 +

C\$656^{.60}

ADD TO CART

Volume Pricing	
Qty 1+	C\$656.60 each
Need More?	Request Quote

Product Downloads	
<input checked="" type="checkbox"/> Start Up Guide	STEP:step
EO Spec Sheet	

Note: This item requires accessories for use | [Learn More](#)

Spectrum: Monochrome

General

Type: Monochrome Camera	Model Number: PHX032S-MNF
Manufacturer: Lucid Vision Labs	Camera Series: Phoenix™

Physical & Mechanical Properties

Dimensions (mm): 24 x 24 x 27.35 (excludes connectors and lens mount)	Weight (g): 30
Housing: Partial	

Sensor

Image Buffer: 128MB	Sensor Format: 1/1.8"
Resolution (Megapixels): 3.20	Frame Rate (fps): 38.00
Pixels (H x V): 2,048 x 1,536	Pixel Size, H x V (µm): 3.45 x 3.45
Sensing Area, H x V (mm): 7.07 x 5.3	Imaging Sensor: Sony IMX265
Type of Sensor: Progressive Scan CMOS	Shutter Type: Global
Pixel Depth: 12 bit	Exposure Time: 30µs - 10s
Dynamic Range (dB): 71.75	Machine Vision Standard: GigE Vision v2.0

Electrical

Power Consumption (W):	2.5 (External Power Supply) 3.1 (PoE)
-------------------------------	--

Hardware & Interface Connectivity

Interface: GigE (PoE)

Connector: GigE, RJ45

Power Supply: Power over Ethernet (PoE) or via GPIO with 12-24VDC Power Supply

GPIOs: 1 opto-isolated input, 1 opto-isolated output, 2 non-isolated bi-directional ports

Synchronization: Hardware Trigger (GPIO), Software Trigger, or PTP (IEEE 1588)

Interface Port Orientation: Back Panel

GPIO Connector Type: 8-pin JST

Threading & Mounting

Mount: NF-Mount

Mounting Threads: ¼-20 with Tripod Mount Adapter [#11-474](#)

Environmental & Durability Factors

Operating Temperature (°C): -20 to +55

Storage Temperature (°C): -30 to +60

Regulatory Compliance

RoHS 2015: [Exempt](#)

Certificate of Conformance: [View](#)

Reach 247: [Contains SVHC\(s\)](#)

Product Details

- Unfolding Board Stacks for Customization
- Power Over Ethernet (PoE) for Easy Integration
- Compact Size Starting at 24 x 24mm

LUCID Vision Labs Phoenix™ Power over Ethernet (PoE) Cameras are compact, high performance cameras with one of the smallest form factors in the PoE GigE market. Featuring unfolding board stacks, these cameras easily transform between a 90° and 180° angle shape to provide flexible system integration. Additional software versatility is provided by GigE Vision compliancy, allowing for compatibility with third-party GigE Vision software. LUCID Vision Labs Phoenix™ Power over Ethernet (PoE) Cameras offer powerful Image Signal Processing (ISP), ensuring optimal camera performance with options including Region of Interest (ROI), Color Correction Matrix (CCM), and Binning without any limitations on higher frame rates. These cameras are ideal for industrial applications requiring cameras with compact form factors.

Note: GigE cable required for operation, both RJ45 and ix™ versions are available. The ix™ is a miniaturized industrial connector that is not compatible with RJ45 cables. Optional tripod adapter ([#11-474](#)) available.

Accessories

Note: Compatible accessories for individual stock numbers may vary. If unsure about which accessories work with your products, please contact us [here](#).

	Title	Compare	Stock Number	Price	Buy
MORE+	180° & 90° Transform Kit for 24x24mm Phoenix™ Cameras		#11-478	C\$309.40 Request Quote	5 In Stock <input type="text" value="1"/>
MORE+	¼-20 Tripod Adapter for Phoenix™ and Triton™		#11-474	C\$53.20 Request Quote	16 In Stock <input type="text" value="1"/>

	Title	Compare	Stock Number	Price	Buy
MORE+	2m RJ45 Ethernet Cable		#11-475	C\$127.40 Request Quote	2 In Stock <input type="text" value="1"/>
MORE+	20cm GPIO 8 Pin JST Cable		#11-477	C\$53.20 Request Quote	12 In Stock <input type="text" value="1"/>

Related Products



LUCID Vision Labs™ SENSaiZ
Intelligent Vision CMOS Camera



LUCID Vision Labs Triton™
GigE Power over Ethernet
(PoE) Cameras



LUCID Vision Labs Atlas10
10GigE Power over Ethernet
(PoE) Cameras



Allied Vision Alvium G1 GigE
PoE Cameras

Imaging Lens Selector

Imaging

Factory Automation

Telecentric

M12

Custom Sensor

Camera Model

Number of Horizontal Pixels:

1

Number of Vertical Pixels:

2

Pixel Size (µm):

3

Working Distance (mm):

4

Horizontal Field of View (mm):

5

Disclaimer: Values represent theoretical values from lens design software. Actual lens performance varies due to manufacturing tolerances.

Calibration Services

PixelTraq Camera Calibration Services Quote Tool

Edmund Optics has partnered with Quartus Engineering to provide their **PixelTraq camera calibration service** for new orders of TechSpec imaging lenses and machine vision camera pairs. You will receive a fully assembled, focused, and calibrated imaging assembly along with calibration files and certification.

Use the tool below to explore camera calibration service options and pricing.

Please enter your required specifications here:

Camera

Imaging Lens

Calibration Color ⓘ

Camera Model Output ⓘ

Working Distance (m)

Aperture (f/#) ⓘ

Additional Comments

[CONTACT US TO DISCUSS](#)

[GET QUOTE PREVIEW](#)

Your Selections

Resources

Media Type

- Application Note
- Video
- Published Article
- FAQ

Figure 1a: An illustration of how spot size changes by wavelength from 470nm (blue) to 880nm (IR) at f/2.8.



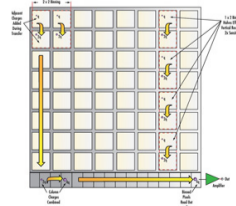



Figure 1b: How the pixels of a sensor interpret the spot sizes in Figure 1a.



[APPLICATION NOTE](#)



[APPLICATION NOTE](#)



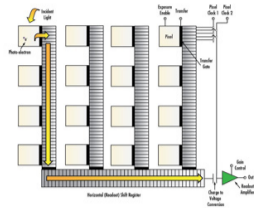
[APPLICATION NOTE](#)

- Glossary
- Technical Tool

Sensor Performance and Limitations

Imaging Electronics 101: Basics of Digital...

Imaging Electronics 101: Camera Resolution fo...



APPLICATION NOTE

Imaging Electronics 101: Understandi...



VIDEO

How Do Cameras Work?



PUBLISHED ARTICLE

Advancements in Short Wave Infrared Sensors

[View More](#)