

[See all 16 Products in Family](#)

Normal Response 5.1mm², Silicon Detector



Silicon Photodiodes

Stock **#53-371** [CONTACT US](#)

⊖ 1 ⊕ C\$71⁰⁵

ADD TO CART

| Volume Pricing | |
|----------------|-------------------------------|
| Qty 1-4 | C\$71.05 each |
| Qty 5-9 | C\$61.25 each |
| Qty 10-24 | C\$54.60 each |
| Need More? | Request Quote |

Product Downloads

General

Biased **Type:**

Typical Applications:
High light levels, pulse detectors, AC light measurement

12 @ -10 V/50 Ω, 632nm **Rise Time (ns):**

Model Number:

PIN-5D

Normal Response **Note:**

Borosilicate **Protective Window:**

TO-5 **Package:**

Physical & Mechanical Properties

5.1 **Active Area (mm²):**

PIN **Construction:**

0.360 **Outer Diameter (inches):**

1.50 **Length of Leads (inches):**

Optical Properties

1.61×10^{13} @ -10 V, 970nm **Detectivity (cmHz^{1/2}/W):**

Electrical

85 @ 0 V, 15 @ 10 V **Terminal Capacitance (pF):**

-10 **Voltage Bias, V_{Bias} (V):**

0.65 **Responsivity @ 970nm (AW):**

1.4×10^{-14} **Noise Equivalent Power NEP (W/ Hz^{1/2}):**

30.00 **Maximum Breakdown Voltage (V):**

0.25 @ 10V **Dark Current I_d (nA):**

Environmental & Durability Factors

-40 to 100 **Operating Temperature (°C):**

Regulatory Compliance

[View](#) **Certificate of Conformance:**

Product Details

- UV Enhanced, Blue Enhanced, and Normal Response Options
- Active Areas from <1 to 100mm²
- [C-Mount and S-Mount Mounting Solutions](#) Available

Through the photovoltaic effect, detectors provide a means of transforming light energy to an electrical current. The root of the theory behind this phenomenon is a small energy gap between the valence and conduction bands of the detector. When light, with enough energy to excite an electron from the valence to the conduction band, is incident upon the detector, the resulting accumulation of charge leads to a flow of current in an external circuit. Since light is not the only source of energy that can excite an electron, detectors will have some amount of current that is not representative of incident light. For example, fluctuations in thermal energy can easily be mistaken for light intensity changes. A variety of these "non-light" contributions are present and, when summed up, make up the total noise within the detector.

The ratio of the overall signal output to the noise level is known as the signal to noise ratio (s/n) and can be used to determine if noise will be a concern within a particular application. While noise is certainly a key means of characterizing detectors, it is only one of the characteristics which should be considered when selecting a detector.

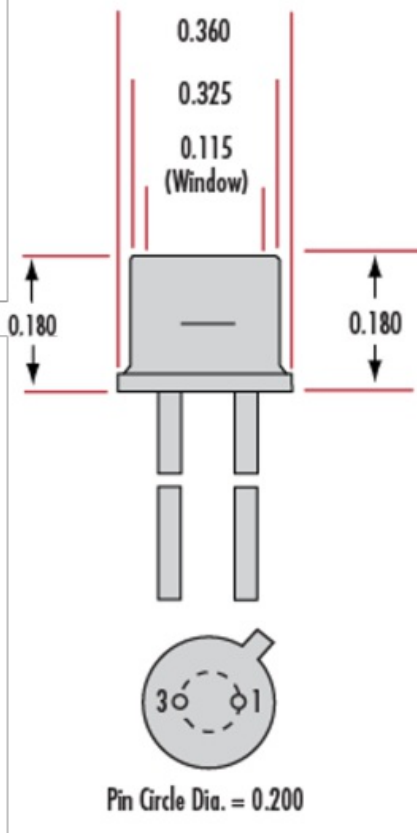
Different Operation Modes

Photovoltaic (Unbiased): During PV operation, no external bias is applied to the photodiode. Since Dark Current is a function of bias magnitude, PV operation eliminates Dark Current as a source of noise. In this case, the NEP will be lower, thereby allowing greater sensitivity at lower wavelengths. This makes it ideal for low signal detection. One disadvantage is the slightly lower responsivity at higher wavelengths (see graph).

Photoconductive (Biased): During PC operation, a reverse bias on the photodiode results in a number of response advantages, such as a faster rise time. This makes this type of operation more suitable for high frequency applications. One inconvenience is that the dark current increases with this applied biased current, so noise is introduced into the system.

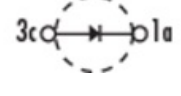
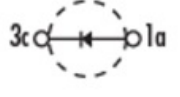
Technical Information

T0-5 Mount
(#53-371, #53-375, #53-378,
#57-509, #57-510)



For:
#53-371
#53-378

For:
#53-375
#57-509
#57-510



Units: inches